




# 5 Year Trends

The following figures refer to data from 2018 - 2023. The total values refer to the total for 2023. The 5 Year average is calculated based on data from 2018 - 2022 (not including 2023).

## Violent Crime



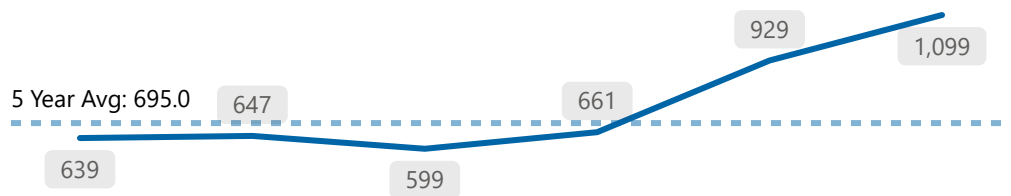
Total  
**283**  
\*Ward 9



## Property Crime



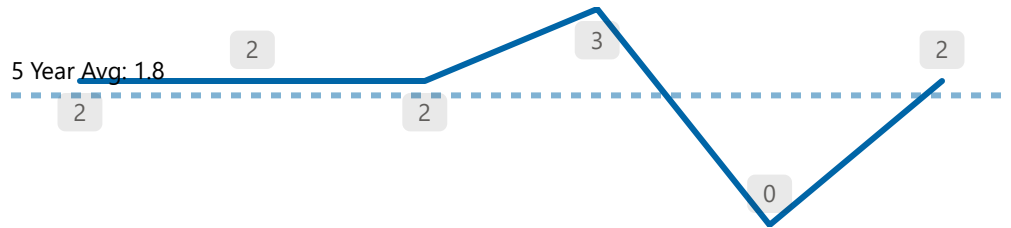
Total  
**1,099**  
\*Ward 9



## Shootings



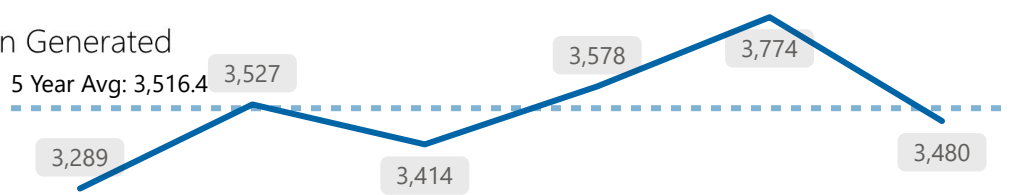
Total  
**2**  
\*Ward 9



## Calls for Service \*Citizen Generated



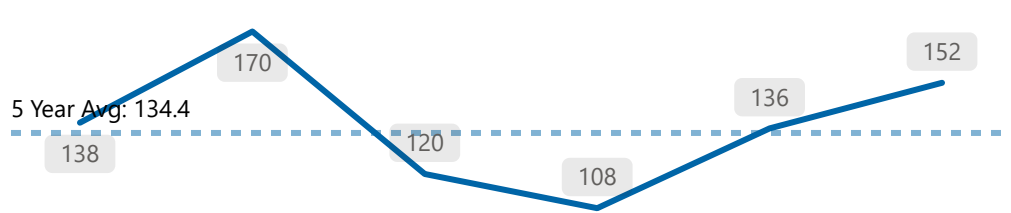
Total  
**3,480**  
\*Ward 9



## Collisions



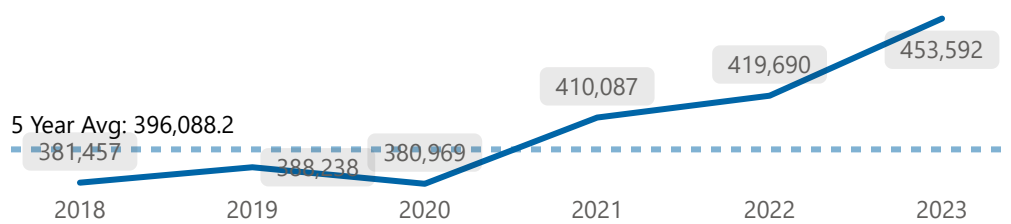
Total  
**152**  
\*Ward 9



## 911 Calls



Total  
**453,592**  
\*Service-Wide



Above 5 Year Average  
 Below 5 Year Average  
 Equivalent with 5 Year Average



The following figures refer to Ward 9, May 2024 data. Totals for This Year refer to 2024 YTD.



### Crime Indicators

Total This Year **222**  
 Total This Month **43**

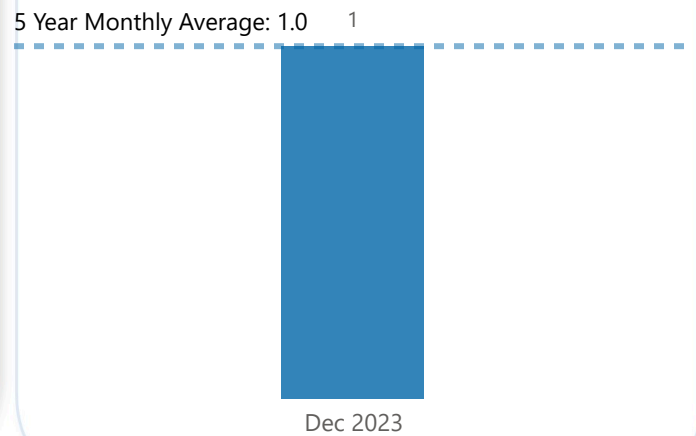
Crime Indicator	Total This Year	Total This Month
Assault	67	13
Auto Theft	53	9
Break And Enter	34	8
Theft From Auto	41	7
Robbery	6	2
Sexual Violation	14	2
Theft Over	6	2
Homicide	1	



### Shootings

Total This Year  
 Total This Month

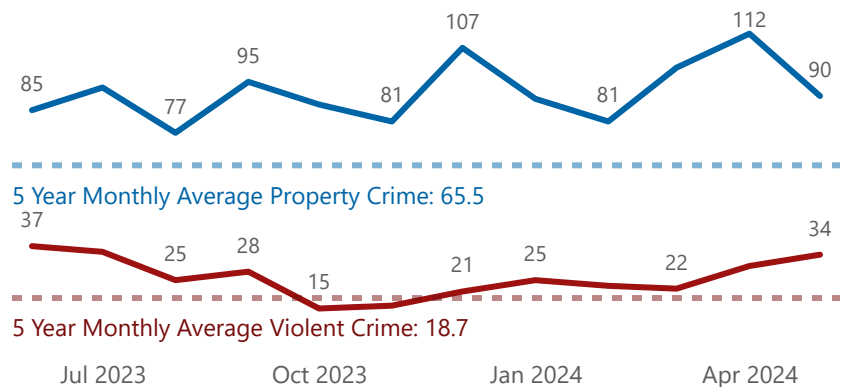
#### 12 Month Shooting Trend



### Violent Crime & Property Crime

#### 12 Month Crime Trend

● Total Property Crime ● Total Violent Crime



Total Property Crime This Year **472**  
 Total Property Crime This Month **90**  
 Total Violent Crime This Year **134**  
 Total Violent Crime This Month **34**

Above 5 Year Monthly Average  
 Below 5 Year Monthly Average  
 Equivalent with 5 Year Monthly Average



The following figures refer to Ward 9, May 2024 data.



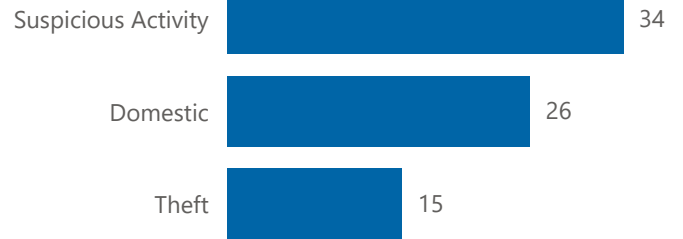
### Calls for Service

\*Citizen Generated

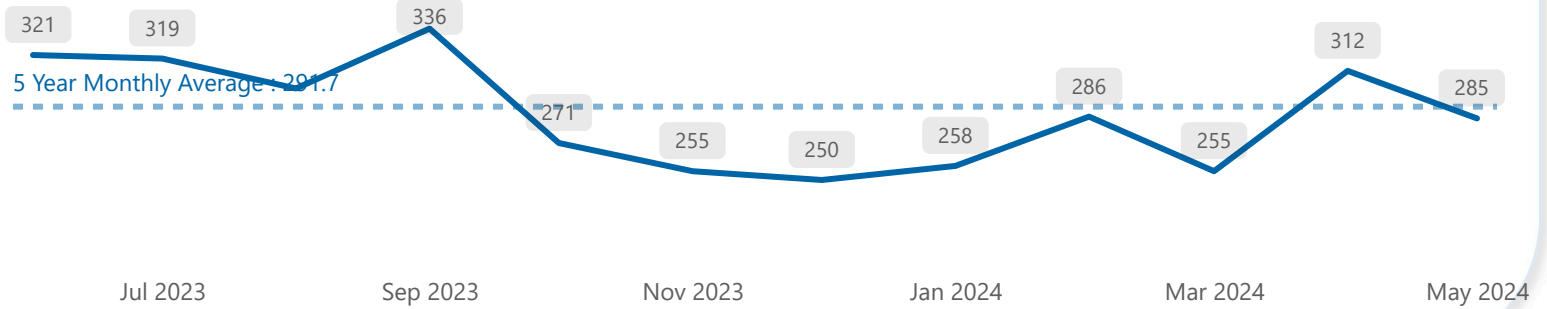
Total This Year **1,396**

Total This Month **285**

### Top 3 Monthly Event Types



### 12 Month CFS Trend



### Collisions

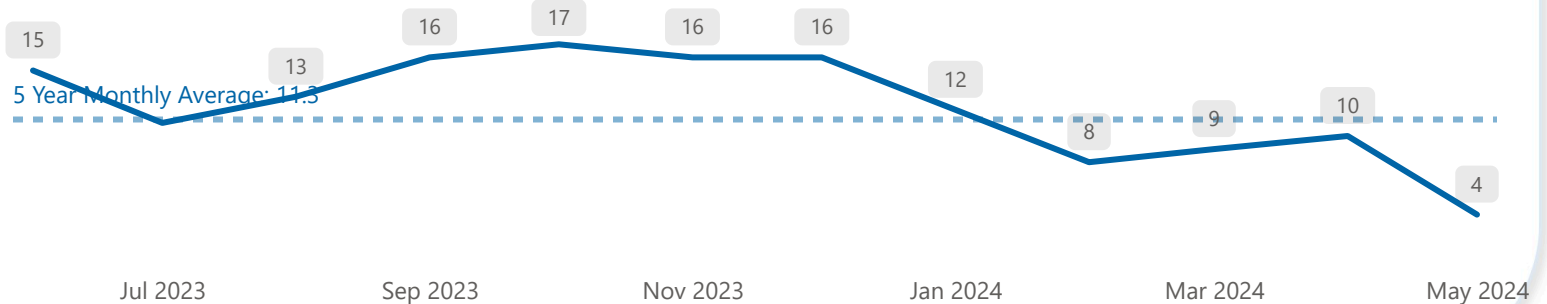
Total This Year **43**

Total This Month **4**

### Monthly Collision Types



### 12 Month Collisions Trend



Above 5 Year Monthly Average  
 Below 5 Year Monthly Average  
 Equivalent with 5 Year Monthly Average