



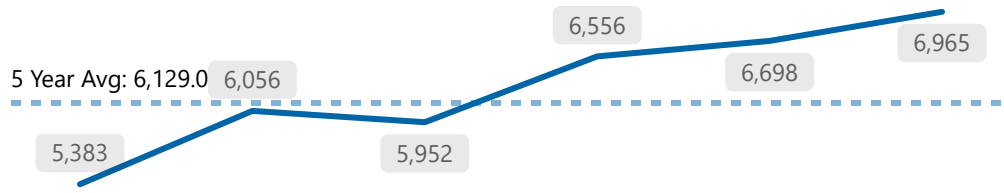
# 5 Year Trends

The following figures refer to data from 2018 - 2023. The total values refer to the total for 2023. The 5 Year average is calculated based on data from 2018 - 2022 (not including 2023).

## Violent Crime



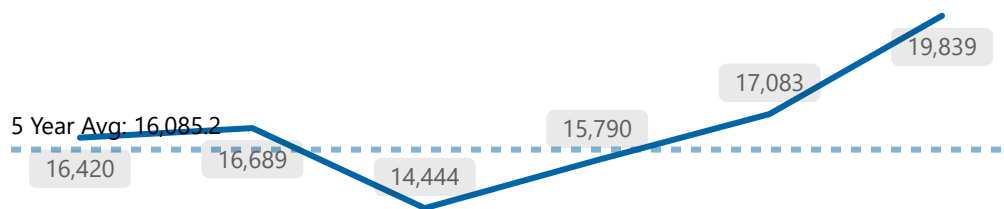
Total  
**6,965**  
\*Service-Wide



## Property Crime



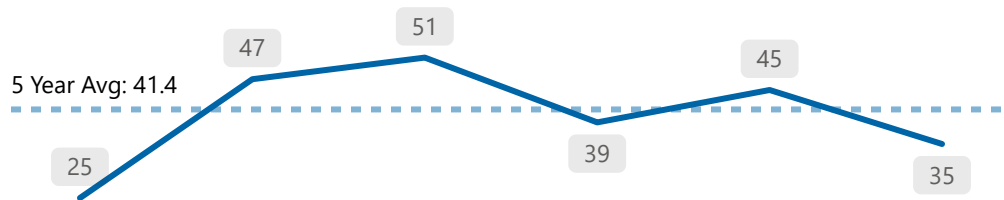
Total  
**19,839**  
\*Service-Wide



## Shootings



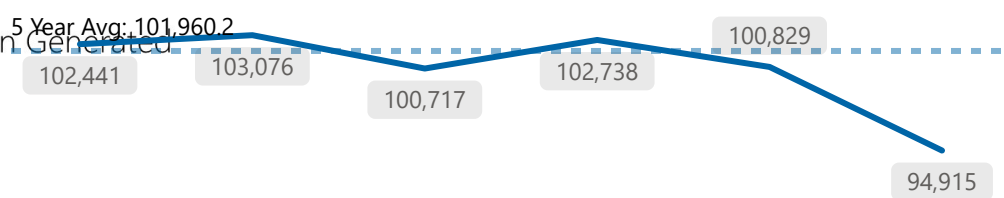
Total  
**35**  
\*Service-Wide



## Calls for Service



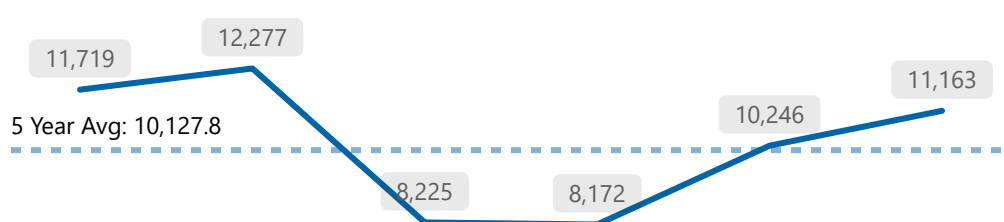
Total  
**94,915**  
\*Service-Wide



## Collisions



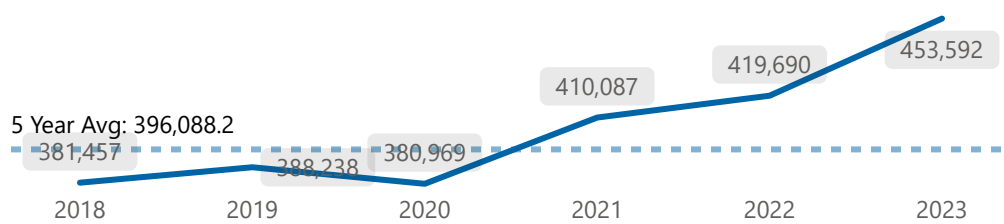
Total  
**11,163**  
\*Service-Wide



## 911 Calls



Total  
**453,592**  
\*Service-Wide



Above 5 Year Average  
 Below 5 Year Average  
 Equivalent with 5 Year Average



# Monthly Crime Trends

## Service-Wide - November 2024

The following figures refer to Service-Wide, November 2024 data. Totals for This Year refer to 2024 YTD.



### Crime Indicators

Total This Year **10,388**  
 Total This Month **889**

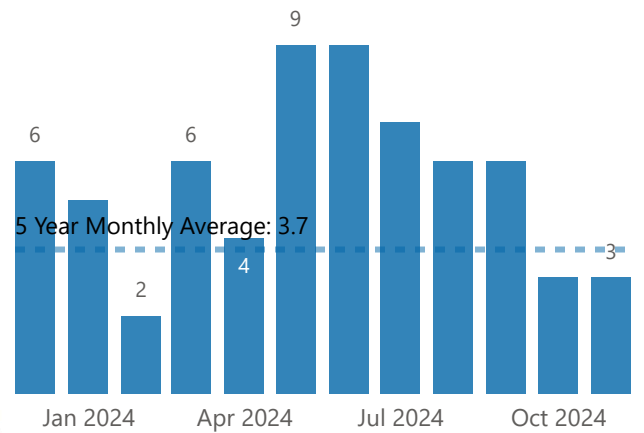
Crime Indicator	Total This Year	Total This Month
Assault	3,973	345
Theft From Auto	1,780	150
Break And Enter	1,684	149
Auto Theft	1,689	117
Sexual Violation	689	62
Robbery	344	39
Theft Over	215	24
Homicide	14	3



### Shootings

Total This Year **60**  
 Total This Month **3**

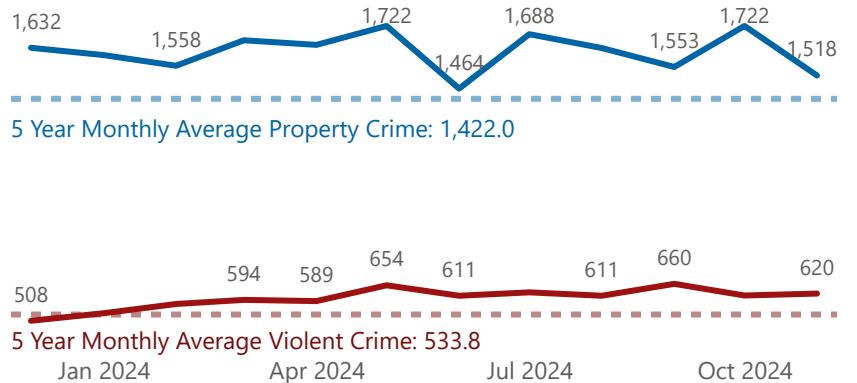
#### 12 Month Shooting Trend



### Violent Crime & Property Crime

#### 12 Month Crime Trend

● Total Property Crime ● Total Violent Crime



Total Property Crime This Year **17,765**  
 Total Property Crime This Month **1,518**  
 Total Violent Crime This Year **6,692**  
 Total Violent Crime This Month **620**

Above 5 Year Monthly Average  
 Below 5 Year Monthly Average  
 Equivalent with 5 Year Monthly Average



The following figures refer to Service-Wide, November 2024 data.



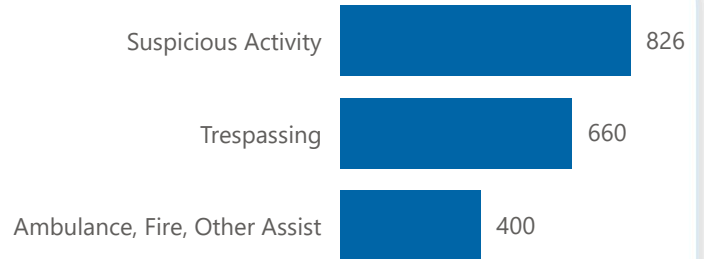
## Calls for Service

\*Citizen Generated

Total This Year **88,388**

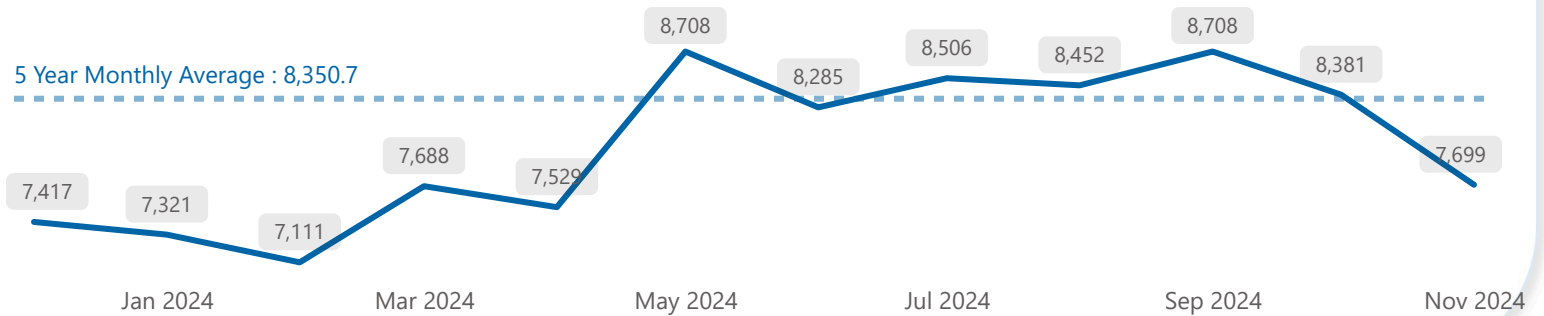
Total This Month **7,699**

## Top 3 Monthly Event Types



## 12 Month CFS Trend

5 Year Monthly Average : 8,350.7




## Collisions

Total This Year **11,530**

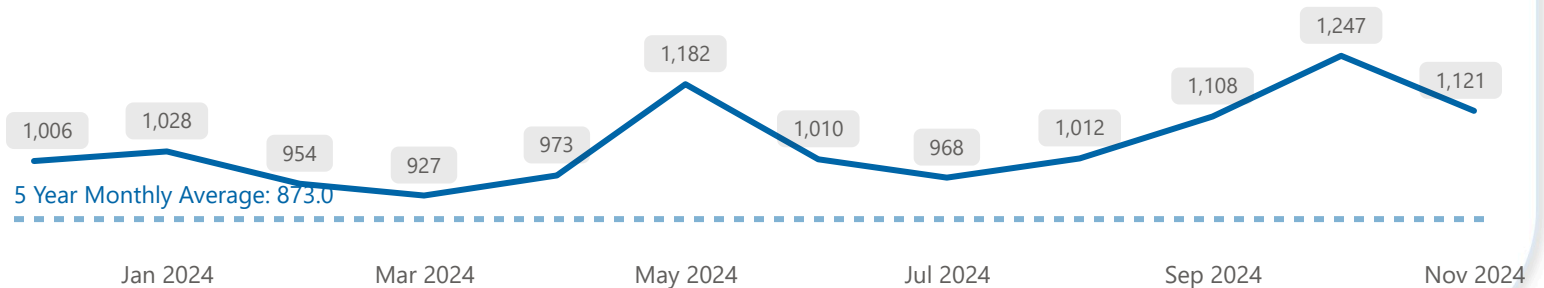
Total This Month **1,121**

## Monthly Collision Types



## 12 Month Collisions Trend

5 Year Monthly Average: 873.0



Above 5 Year Monthly Average  
 Below 5 Year Monthly Average  
 Equivalent with 5 Year Monthly Average