



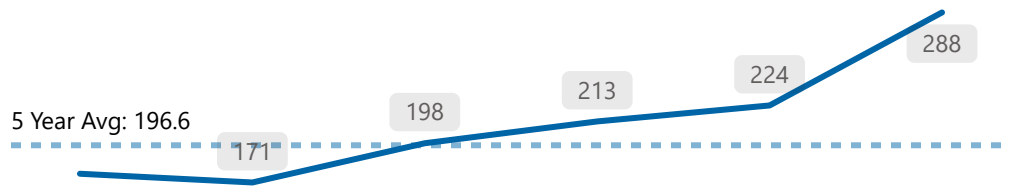
5 Year Trends

The following figures refer to data from 2018 - 2023. The total values refer to the total for 2023. The 5 Year average is calculated based on data from 2018 - 2022 (not including 2023).

Violent Crime



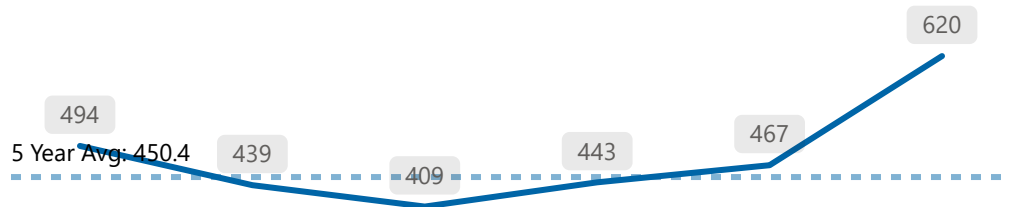
Total **288**
*Ward 14



Property Crime



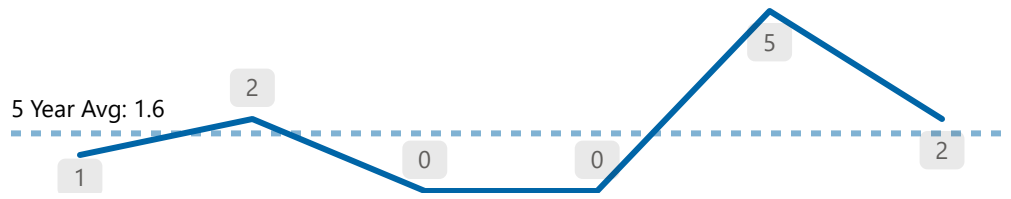
Total **620**
*Ward 14



Shootings




Total **2**
*Ward 14



Calls for Service



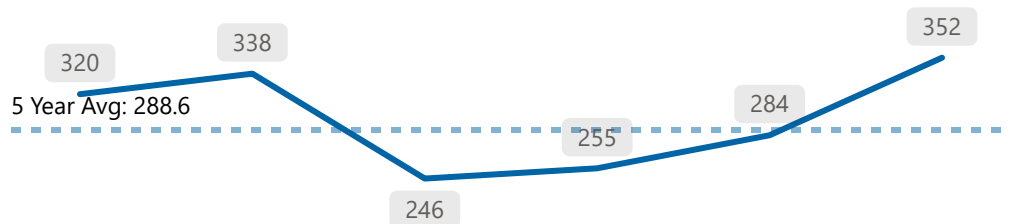
Total **2,635**
*Ward 14



Collisions



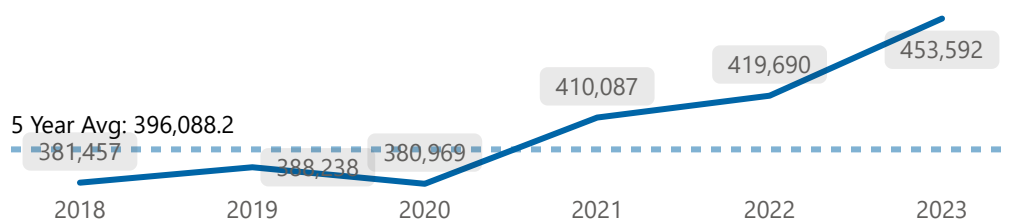
Total **352**
*Ward 14



911 Calls



Total **453,592**
*Service-Wide



Above 5 Year Average
 Below 5 Year Average
 Equivalent with 5 Year Average



The following figures refer to Ward 14, November 2024 data. Totals for This Year refer to 2024 YTD.



Crime Indicators

Total This Year **289**
Total This Month **20**

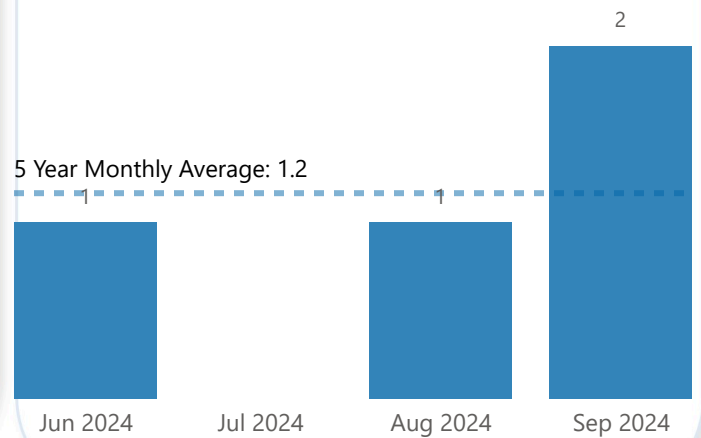
Crime Indicator	Total This Year	Total This Month
Assault	112	6
Auto Theft	64	4
Robbery	11	3
Sexual Violation	22	3
Theft From Auto	37	3
Break And Enter	42	1
Theft Over	1	



Shootings

Total This Year **4**
Total This Month **4**

12 Month Shooting Trend

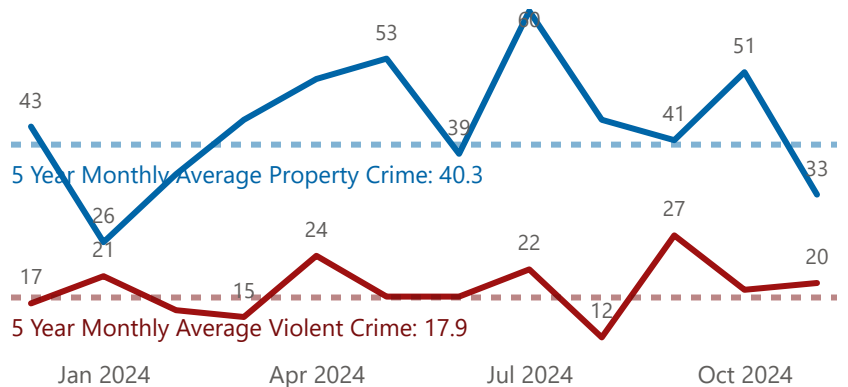


Violent Crime & Property Crime

12 Month Crime Trend

● Total Property Crime ● Total Violent Crime

Total Property Crime This Year **477**
 Total Property Crime This Month **33**
 Total Violent Crime This Year **212**
 Total Violent Crime This Month **20**



Above 5 Year Monthly Average
 Below 5 Year Monthly Average
 Equivalent with 5 Year Monthly Average



The following figures refer to Ward 14, November 2024 data.



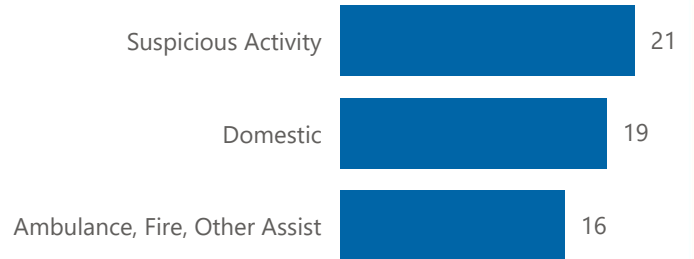
Calls for Service

*Citizen Generated

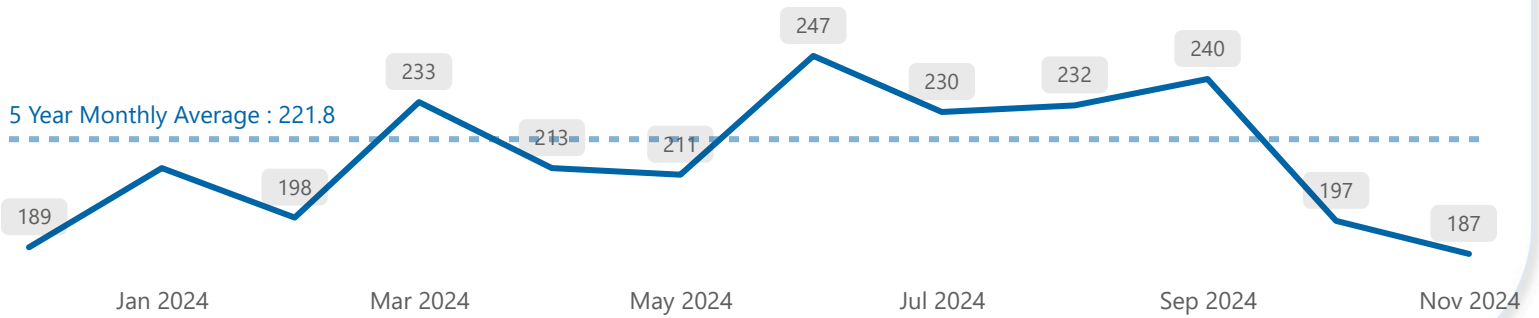
Total This Year **2,401**

Total This Month **187**

Top 3 Monthly Event Types



12 Month CFS Trend



Collisions

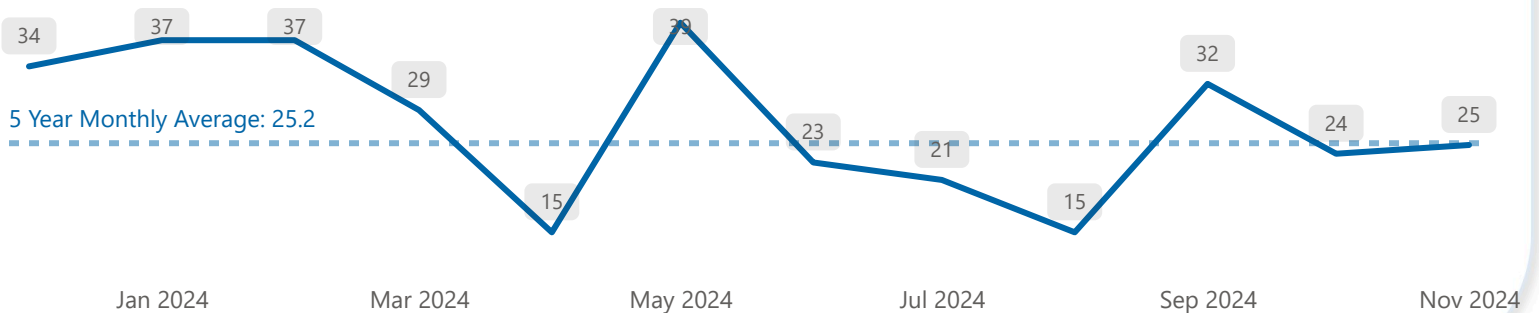
Total This Year **297**

Total This Month **25**

Monthly Collision Types



12 Month Collisions Trend



Above 5 Year Monthly Average
 Below 5 Year Monthly Average
 Equivalent with 5 Year Monthly Average