



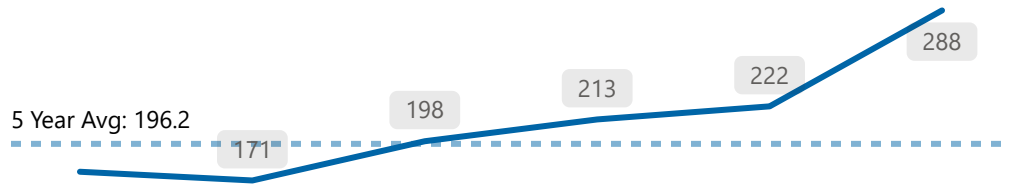
5 Year Trends

The following figures refer to data from 2018 - 2023. The total values refer to the total for 2023. The 5 Year average is calculated based on data from 2018 - 2022 (not including 2023).

Violent Crime



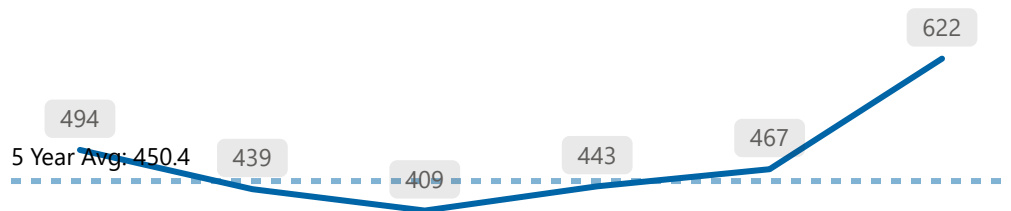
Total
288
*Ward 14



Property Crime




Total
622
*Ward 14



Shootings




Total
2
*Ward 14



Calls for Service



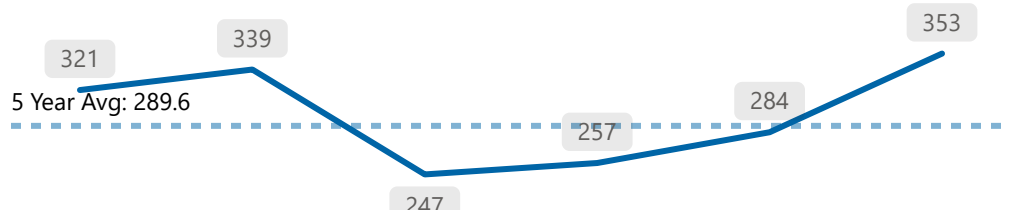
Total
2,635
*Ward 14



Collisions



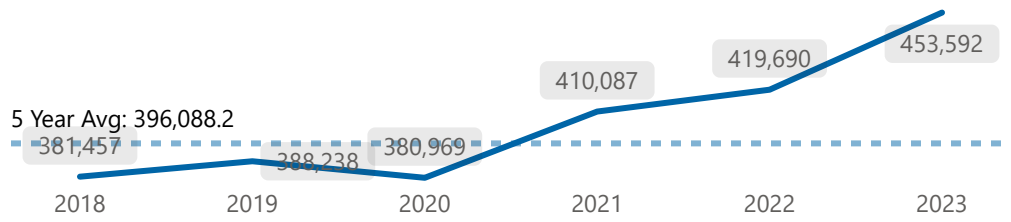
Total
353
*Ward 14



911 Calls



Total
453,592
*Service-Wide



Above 5 Year Average
 Below 5 Year Average
 Equivalent with 5 Year Average



The following figures refer to Ward 14, September 2024 data. Totals for This Year refer to 2024 YTD.



Crime Indicators

Total This Year **245**
Total This Month **30**

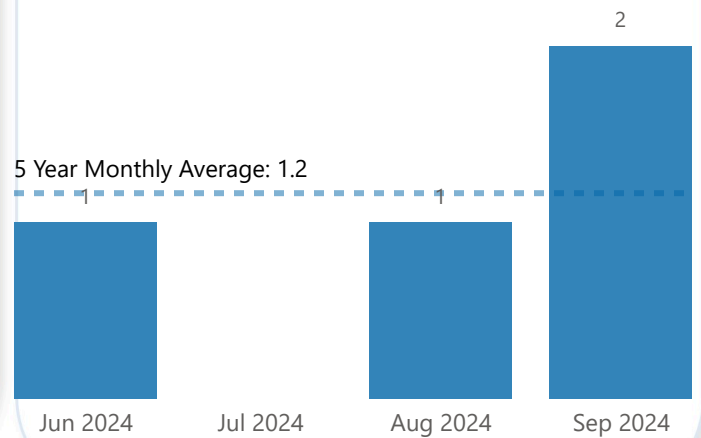
Crime Indicator	Total This Year	Total This Month
Assault	97	15
Auto Theft	59	7
Break And Enter	39	5
Theft From Auto	27	2
Robbery	6	1
Sexual Violation	16	
Theft Over	1	



Shootings

Total This Year **4**
Total This Month **2**

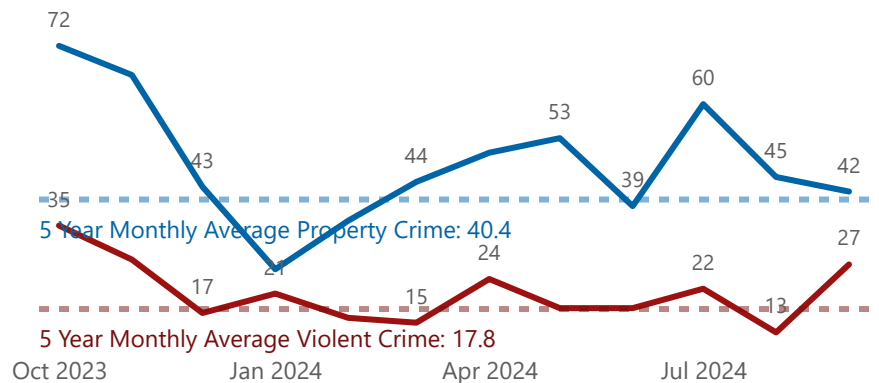
12 Month Shooting Trend



Violent Crime & Property Crime

12 Month Crime Trend

● Total Property Crime ● Total Violent Crime



Total Property Crime This Year **395**
 Total Property Crime This Month **42**
 Total Violent Crime This Year **174**
 Total Violent Crime This Month **27**

Above 5 Year Monthly Average
 Below 5 Year Monthly Average
 Equivalent with 5 Year Monthly Average



The following figures refer to Ward 14, September 2024 data.




Calls for Service

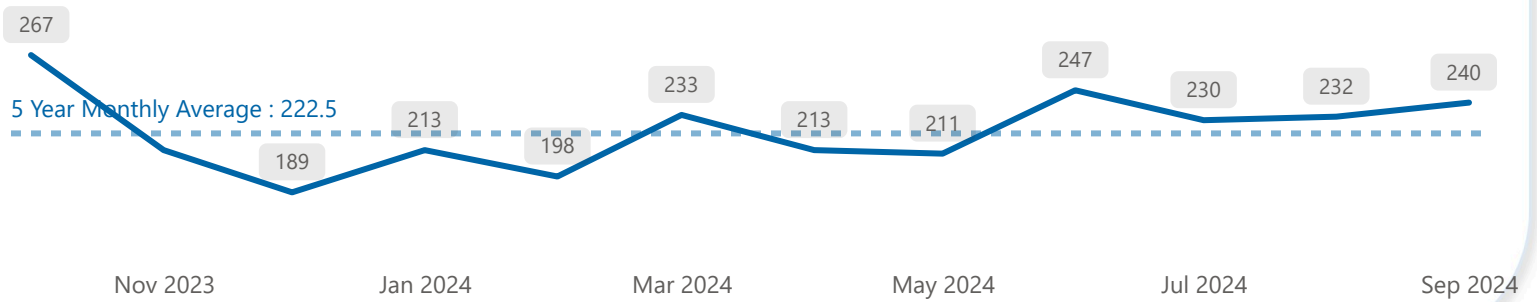
*Citizen Generated

Total This Year **2,017**
Total This Month **240**

Top 3 Monthly Event Types




12 Month CFS Trend



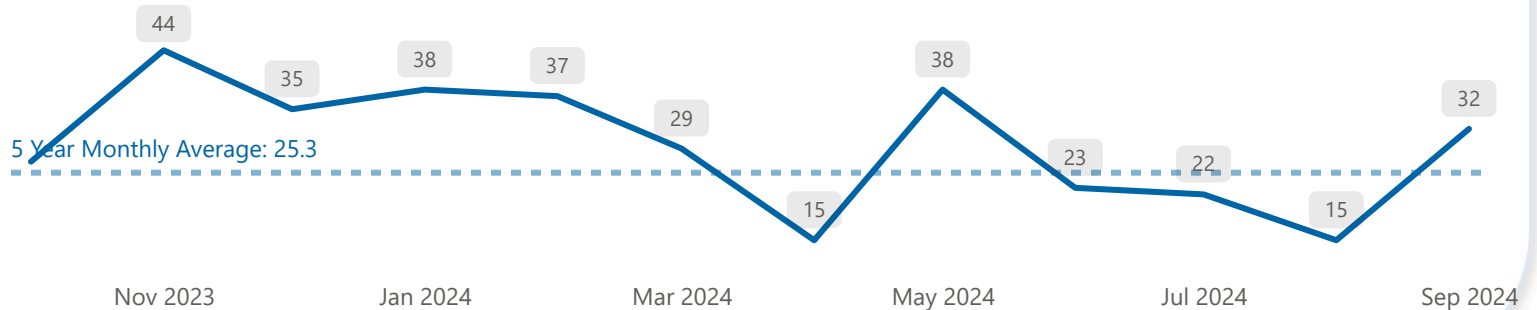
Collisions

Total This Year **249**
Total This Month **32**

Monthly Collision Types



12 Month Collisions Trend



Above 5 Year Monthly Average
 Below 5 Year Monthly Average
 Equivalent with 5 Year Monthly Average