

HAMILTON POLICE SERVICES BOARD

- INFORMATION -

DATE: September 3, 2020

REPORT TO: Chair and Members
Hamilton Police Services Board

FROM: Eric Girt
Chief of Police

SUBJECT: *Service Implications of a 20% Budget Reduction - Defunding Police*
PSB 20-077

BACKGROUND:

At the June 11, 2020 Board meeting, a motion was approved for the Chief to provide a report on the service implications of an up to 20% reduction to the Hamilton Police Service (HPS) budget.

A 20% reduction in the HPS budget amounts to \$34.3M (based on the 2020 approved budget). Since over 90% of the budget is comprised of employee salary and benefits, the \$34.3M reduction equates to 279 sworn officers.

Section 4(2) of the *Police Services Act* (PSA) requires that “adequate and effective police services” must include, at a minimum, all of the following core police services:


- Crime Prevention
- Victim Assistance
- Law Enforcement
- Public Order Maintenance
- Emergency Response Services

Reductions would impact services that the HPS currently provides related to the services listed below, while maintaining a minimum level of service for core functions as outlined by the PSA:

- Frontline patrol
- Traffic safety
- Senior and vulnerable person support
- Youth and adult offender management
- Property crime
- Mental health response and support

- Crime analysis
- Case preparation
- Community special event support
- Crown liaison
- Street outreach
- Bike, foot and mounted patrol
- Community relations
- Victim services
- Bail compliance
- Further reduction of specialized investigators in the Investigative Services Division for crimes such as homicides, shootings, human trafficking, sex crimes, child exploitation, technology crimes and robberies.

Any staffing reductions would have a significant impact on the frontline as increased workload and responsibilities would be shifted to them. These reductions would result in increased response times, decreased visibility in the community, a decrease in self-initiated policing, and a decrease in service delivery. In order to achieve a proper transition of these services to other agencies, the appropriate infrastructure and legislation needs to be put into place before the responsibilities are removed from the police.



Eric Girt
Chief of Police

EG/J. Randazzo

cc: Frank Bergen, Deputy Chief – Operations
Ryan Diodati, Deputy Chief – Support
Anna Filice, Chief Administrative Officer
John Randazzo, Director – Finance

HAMILTON POLICE SERVICE

DEFUND REPORT



Together. Stronger. Safer

POLICING OUR COMMUNITY



Authorized Strength

856 Sworn

250 Civilian Positions

24 Cadets

51 Special Constables



Population 536,917



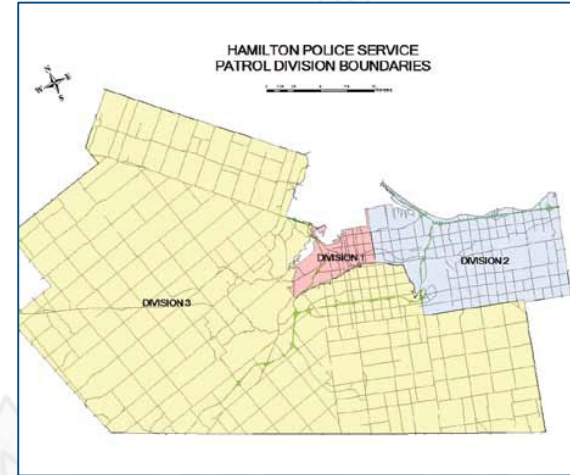
Youth Population 105,755



Households 211,595



Area 112,710 hectares 1,113 km²



STRATEGIC PLANNING

Strategic directions were developed in consultation with internal and external stakeholders.



OVER
2700
RESPONSES
to a community survey

Top Five Priorities for Policing

-  1 Property Crime
-  2 Violent Crime
-  3 Drug Control/Enforcement
-  4 Guns & Gangs
-  5 Traffic Safety/ Enforcement

2020 STRATEGIC DIRECTIONS



COMMUNITY SAFETY



ENGAGEMENT & PARTNERSHIPS



PEOPLE & PERFORMANCE

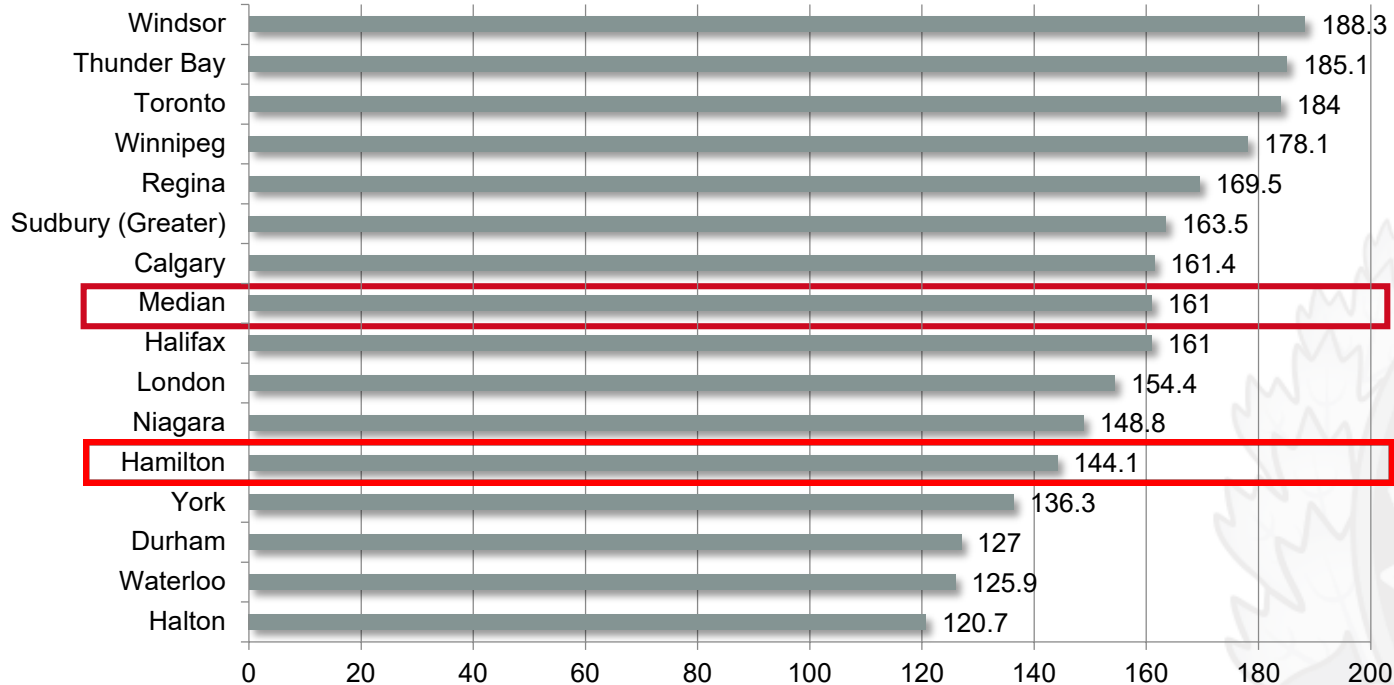


TECHNOLOGY & ASSET MANAGEMENT



BENCHMARKING

Officers per 100,000 Population

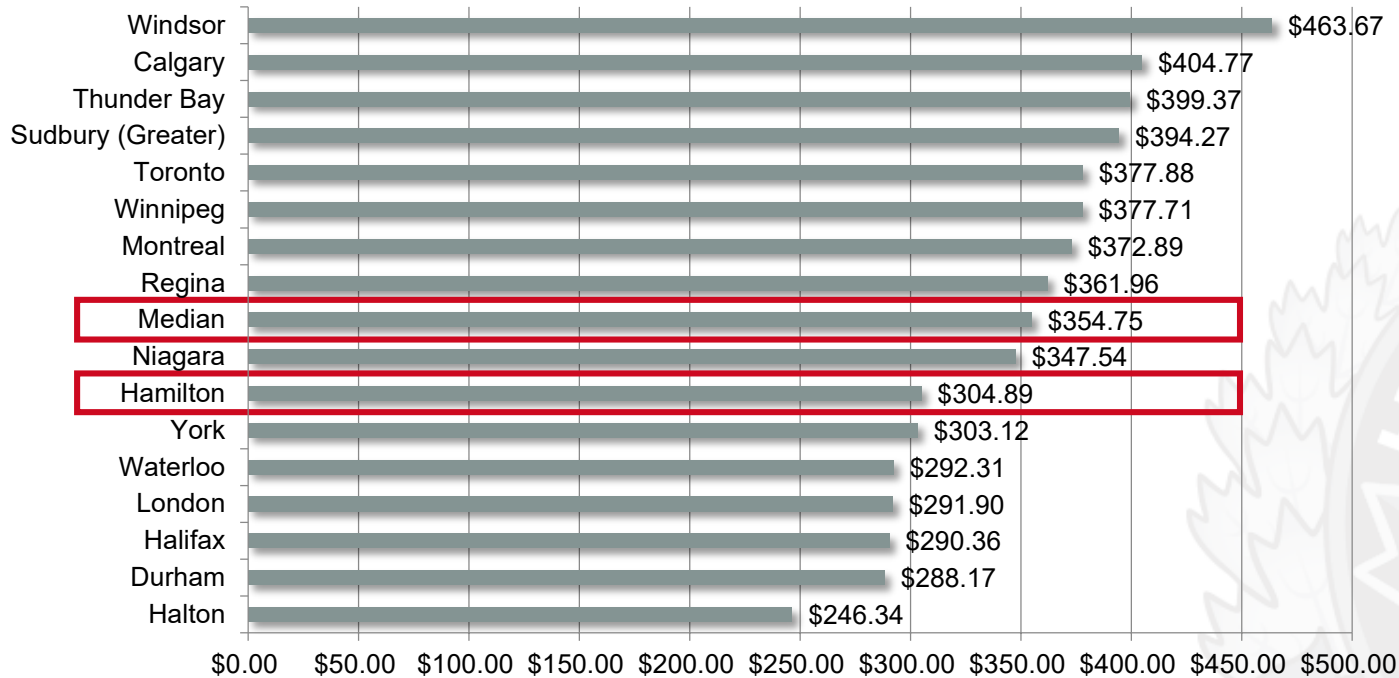


Source: MBNC (Municipal Benchmarking Network Canada) Table PLCE220



BENCHMARKING

Cost of Police Service per Capita

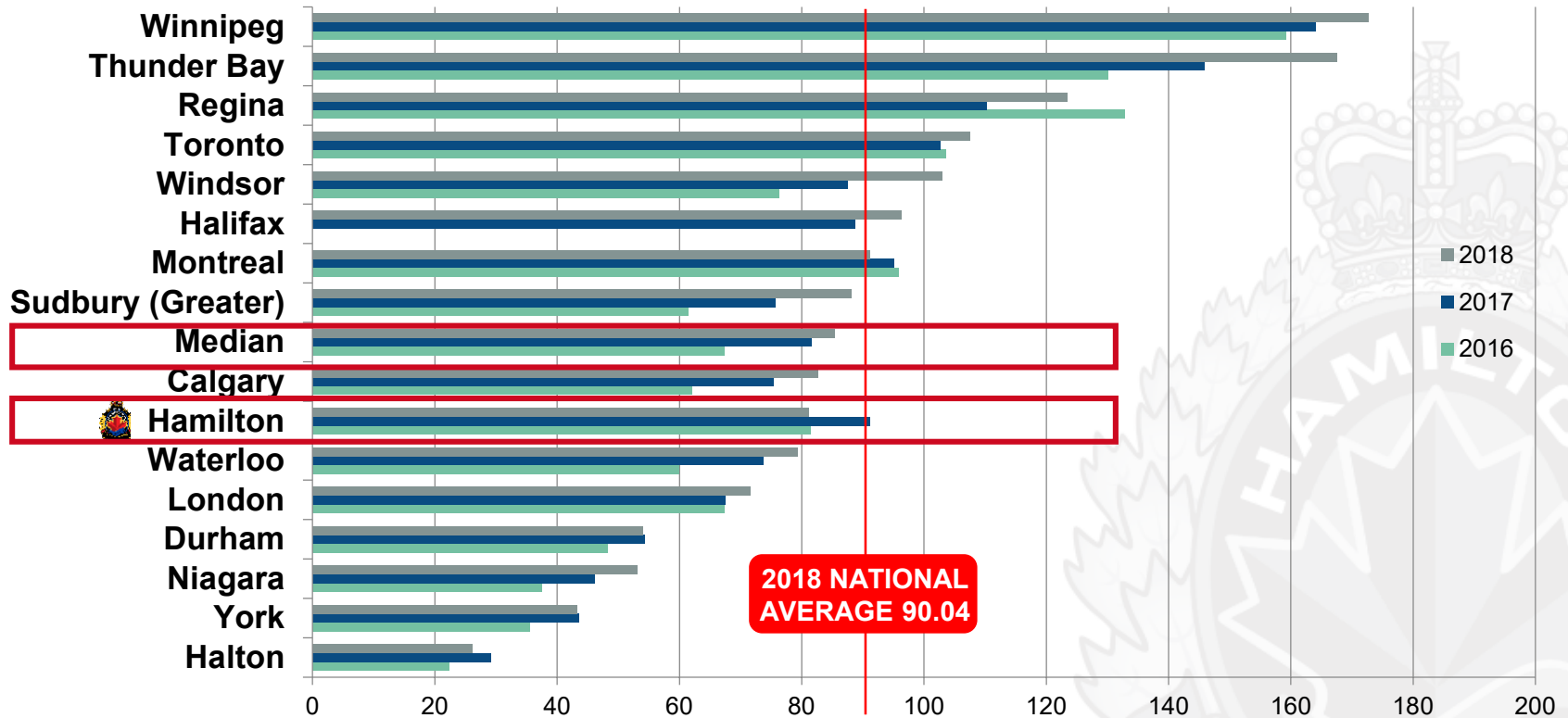


Source: MBNC (Municipal Benchmarking Network Canada) Table PLCE227

\$305
per capita cost

14%
BELOW
National Median


VIOLENT CRIME SEVERITY INDEX 2018



CALLS FOR SERVICE




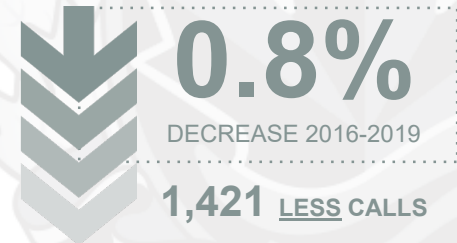
Total Calls for Service (2019)
388,238



 **204,949**
911 Calls Received



 **183,289**
Non Emergency Calls Received



RESPONSE TIMES



Priority
0

**HIGHEST
PRIORITY**

- Immediate Response Required



Response
Time:

00:00:48

Priority
1

**IN PROGRESS
EVENTS**

- Domestic
- Suicide / Person in Crisis
- Disturbance on Premise




00:03:18

Priority
2

**JUST
OCCURED
EVENTS**

- Suspicious Activity
- Driving Complaints
- Disturbance on Premise



00:16:54

Priority
3

**REPORT
EVENTS**

- Trespassing
- Residence / Compassion
- Disorderly




02:17:18

Priority
4

**REPORT
EVENTS**

- Noise Complaints
- Break and Enter Report
- Neighbour Trouble



03:17:42

MOST FREQUENT CALL TYPES



Domestic



Motor Vehicle
Collisions



Suspicious Activity

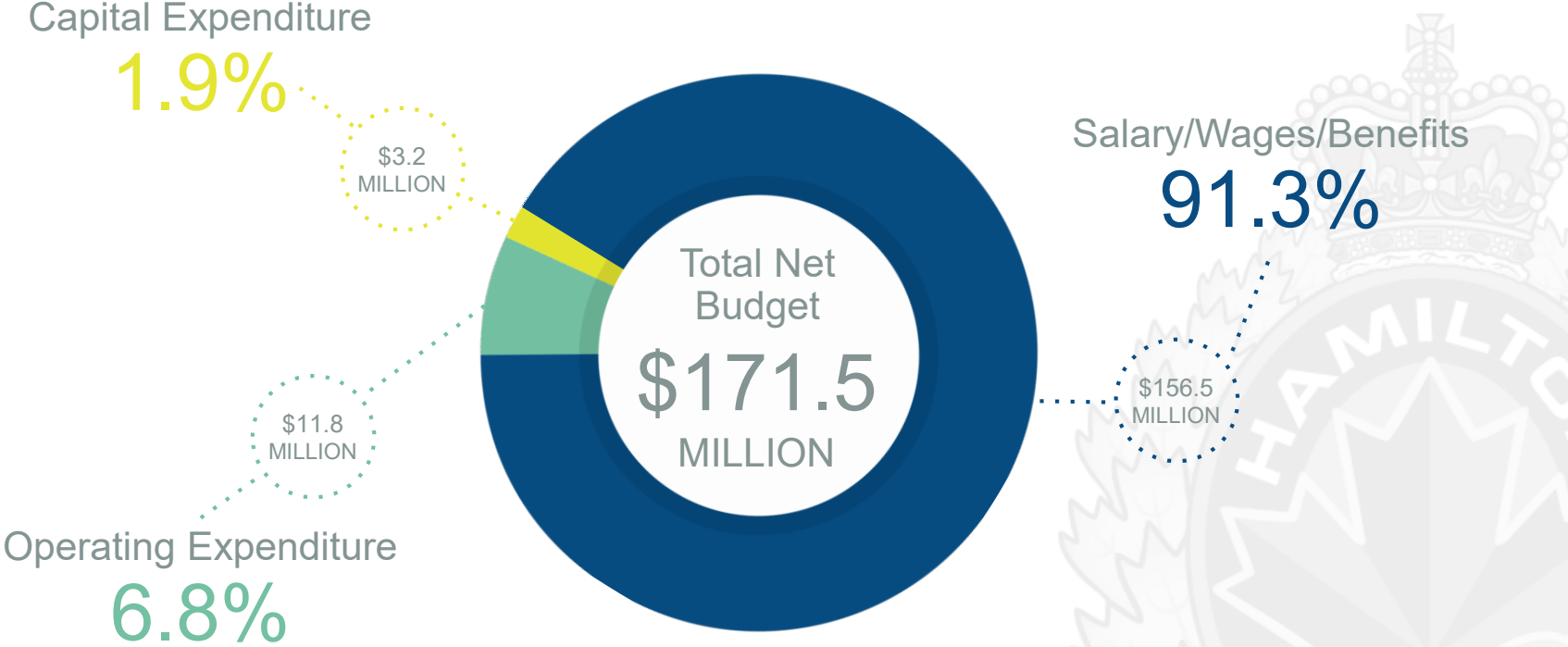


Ambulance
Assist

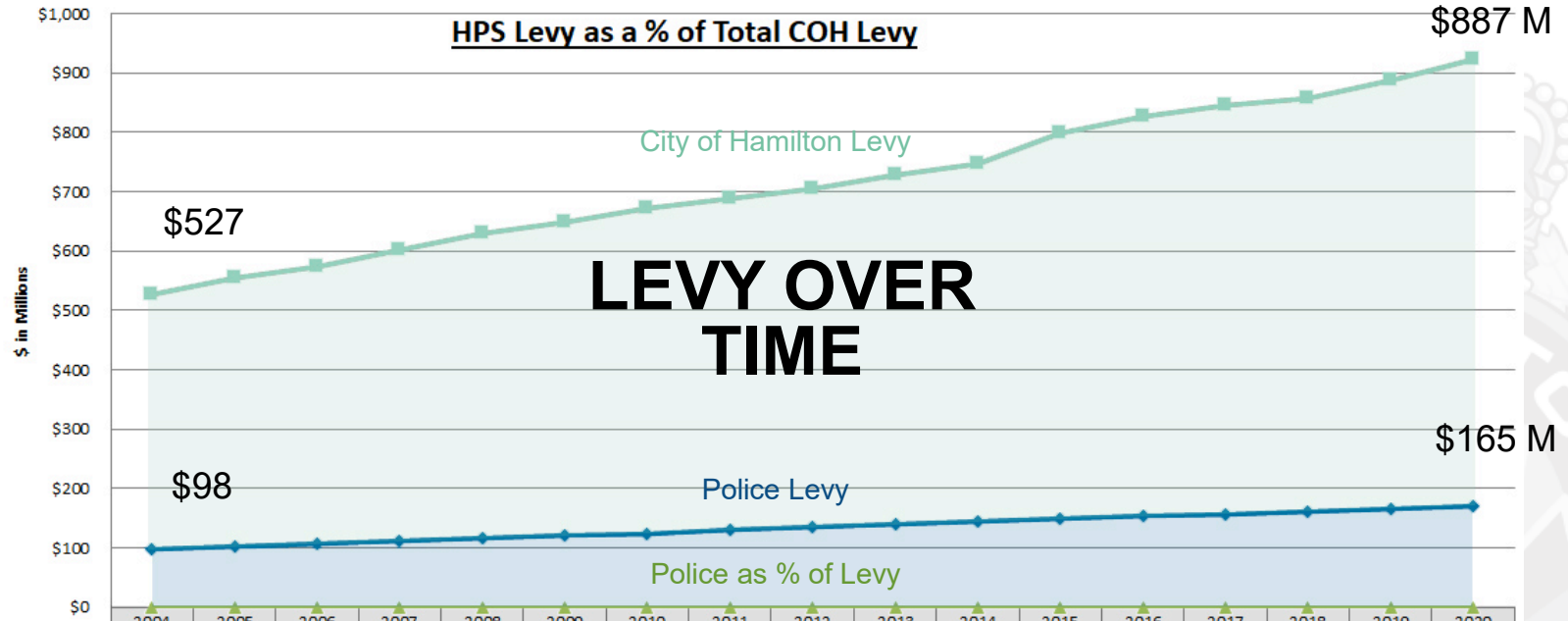


Trespassing

2020 BUDGET



HPS LEVY AS % OF TOTAL COH LEVY



	2004	2005	2006	2007	2008	2009	2010	2011	2012	2013	2014	2015	2016	2017	2018	2019	2020
Police Levy	\$98	\$102	\$107	\$111	\$116	\$120	\$125	\$131	\$136	\$140	\$145	\$149	\$153	\$157	\$161	\$165	\$171
City of Hamilton Levy	\$527	\$555	\$574	\$602	\$630	\$649	\$673	\$689	\$705	\$727	\$748	\$798	\$828	\$845	\$858	\$887	\$924
Police as a % of City	18.62%	18.45%	18.65%	18.46%	18.43%	18.50%	18.51%	19.04%	19.24%	19.31%	19.32%	18.69%	18.52%	18.61%	18.79%	18.62%	18.55%

MANDATED SERVICES UNDER PSA



Crime Prevention



Victim Assistance



Law Enforcement



Public Order
Maintenance



Emergency
Response
Services

IMPACT OF 20% REDUCTION



=



\$34.3
MILLION

279
MEMBERS

IMPACT OF 20% REDUCTION

-51

Division 1

- Frontline patrol (35)
- Traffic safety
- Senior and vulnerable person support
- Youth and adult offender management
- Property crime
- Crime analysis

-51

Division 2

- Frontline patrol (35)
- Traffic safety
- Senior and vulnerable person support
- Youth and adult offender management
- Property crime
- Crime analysis

-53

Division 3

- Frontline patrol (37)
- Traffic safety
- Senior and vulnerable person support
- Youth and adult offender management
- Property crime
- Crime analysis

-279
MEMBERS

-29

Support

- Traffic safety and management
- Case preparation
- Community special event support
- Crown liaison
 - victim safety
 - offender management

-60

Community Mobilization

- Street outreach
- Mental health response and support
- Community engagement
- Bike, foot and mounted patrol
- Community relations
- Victim services
- Bail compliance

-35

Investigative Services

Reduction in specialized investigators:

- Major crime
- Forensics
- Technology crime
- Child exploitation
- Sex assault
- Major fraud
- Intelligence
- Drug enforcement
- Robberies
- Human trafficking

IMPACT OF 20% REDUCTION

Any staffing reductions would have a **significant impact on public safety** as increased workload and responsibilities would be shifted to a reduced frontline patrol.

This would also result in:



Increased
Response
Time



Decreased
Visibility in the
Community



Decrease
in Self-Initiated
Policing



Decrease
in Service
Delivery