



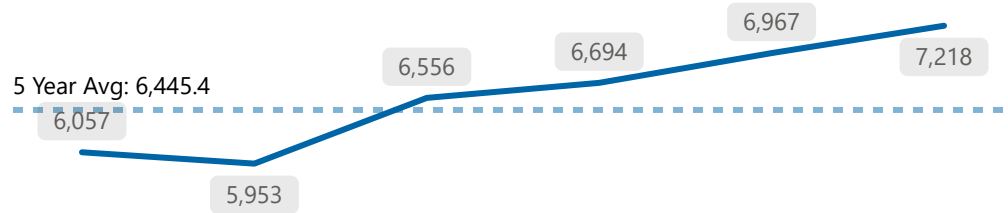
5 Year Trends

The following figures refer to data from 2019 - 2024. The total values refer to the total for 2024. The 5 Year average is calculated based on data from 2019 - 2023 (not including 2024).

Violent Crime



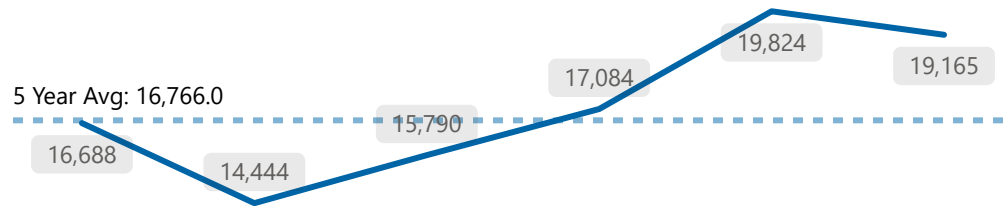
Total
7,218
*Service-Wide



Property Crime



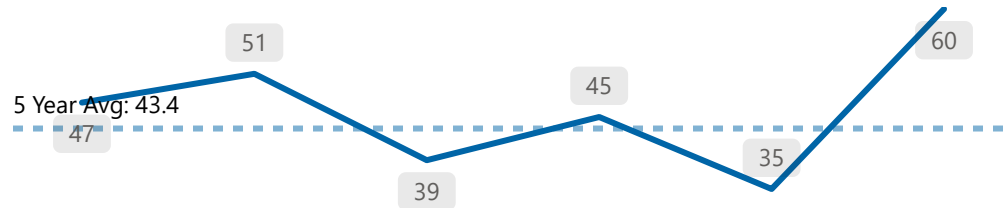
Total
19,165
*Service-Wide



Shootings



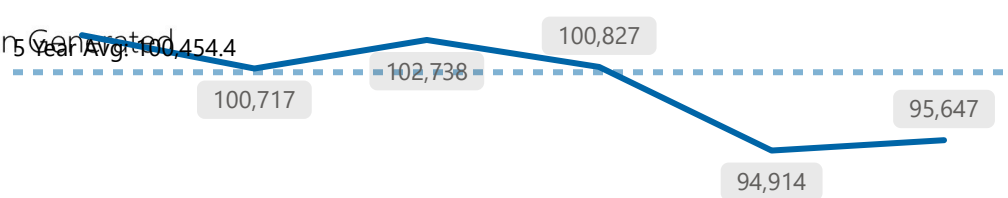
Total
60
*Service-Wide



Calls for Service



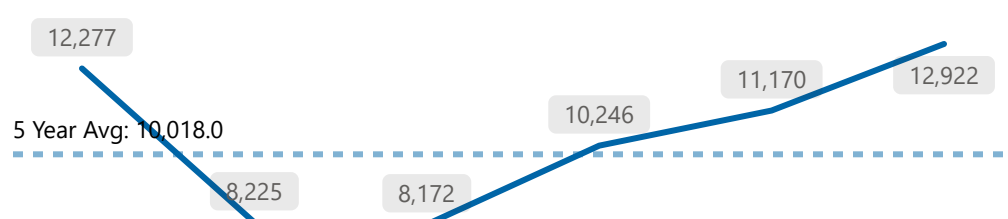
Total
95,647
*Service-Wide



Collisions



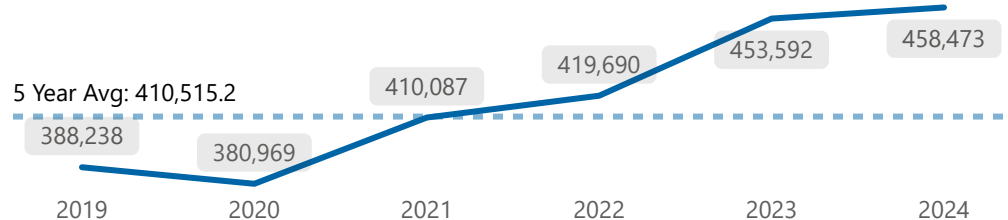
Total
12,922
*Service-Wide



911 Calls



Total
458,473
*Service-Wide





Monthly Crime Trends

Service-Wide - September 2025

The following figures refer to Service-Wide, September 2025 data. Totals for This Year refer to 2025 YTD.



Crime Indicators

Total This Year **8,540**
Total This Month **1,058**

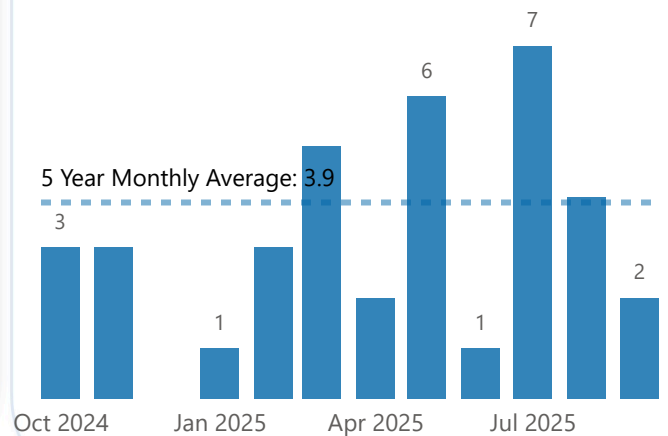
Crime Indicator	Total This Year	Total This Month
Assault	3,576	414
Theft From Auto	1,637	255
Break and Enter	990	128
Auto Theft	1,291	124
Sexual Violation	614	81
Robbery	277	28
Theft Over	155	28



Shootings

Total This Year **31**
Total This Month **2**

12 Month Shooting Trend

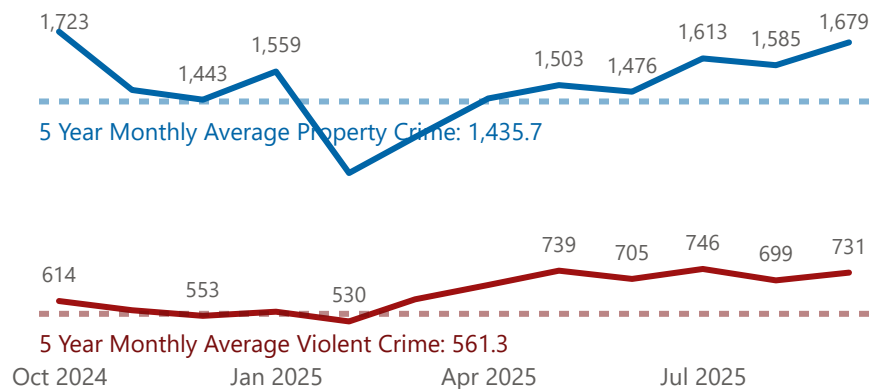


Violent Crime & Property Crime

12 Month Crime Trend

● Total Property Crime ● Total Violent Crime

Total Property Crime This Year **13,293**
Total Property Crime This Month **1,679**
Total Violent Crime This Year **6,021**
Total Violent Crime This Month **731**





The following figures refer to Service-Wide, September 2025 data.



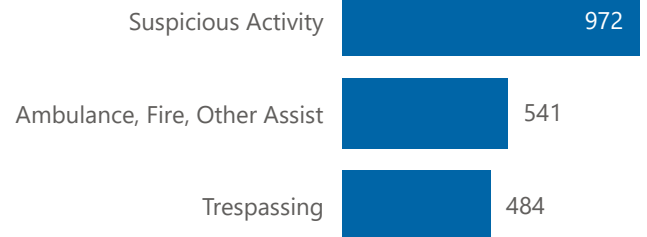
Calls for Service

*Citizen Generated

Total This Year **70,821**

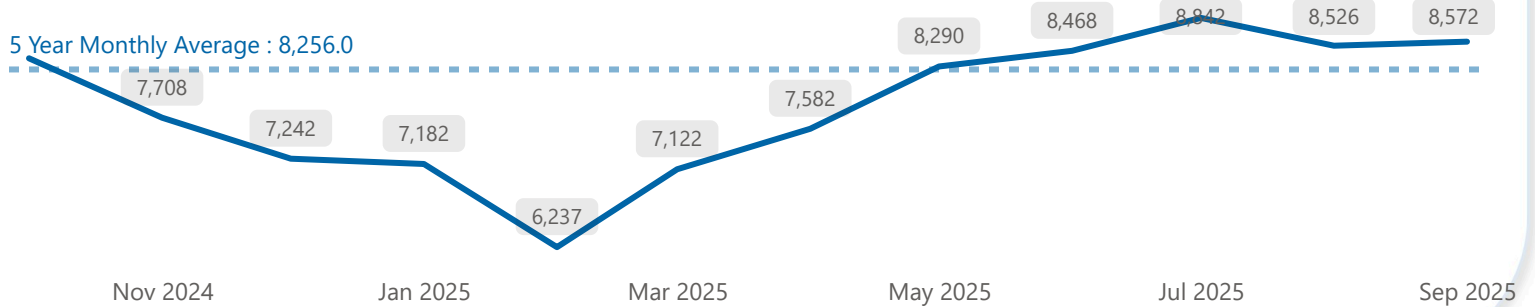
Total This Month **8,572**

Top 3 Monthly Event Types



12 Month CFS Trend

5 Year Monthly Average : 8,256.0

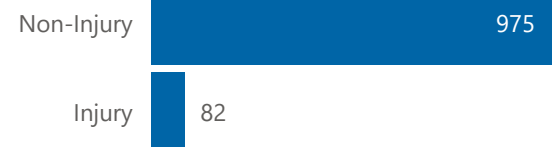


Collisions

Total This Year **9,340**

Total This Month **1,057**

Monthly Collision Types



12 Month Collisions Trend

5 Year Monthly Average: 893.2

