



# 5 Year Trends

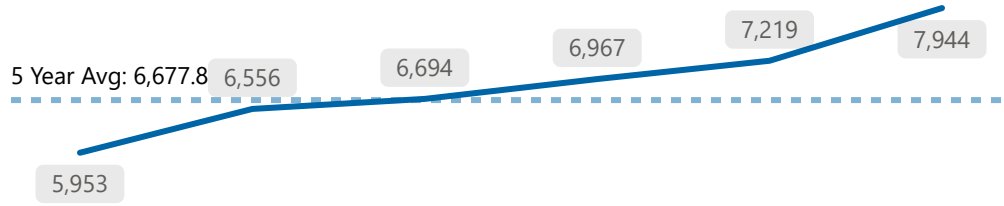
The following figures refer to data from 2020 - 2025. The total values refer to the total for 2025. The 5 Year average is calculated based on data from 2020 - 2024 (not including 2025).

## Violent Crime



Total  
**7,944**

\*Service-Wide

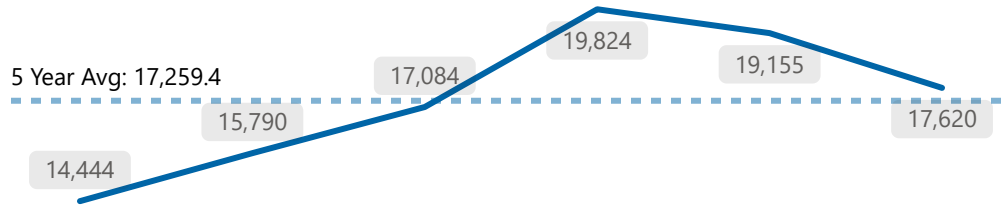


## Property Crime



Total  
**17,620**

\*Service-Wide

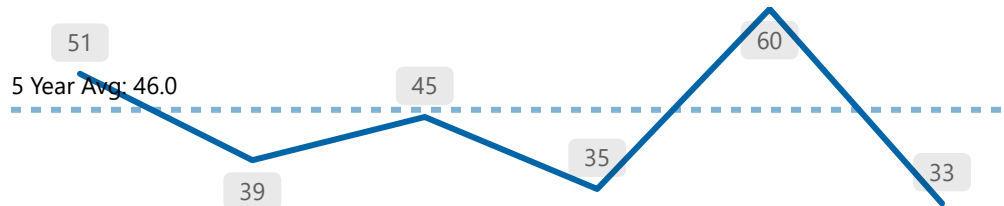


## Shootings



Total  
**33**

\*Service-Wide



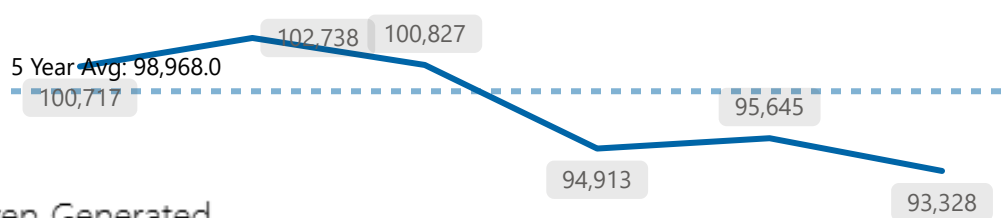
## Calls for Service



Total  
**93,328**

\*Service-Wide

\*Citizen Generated

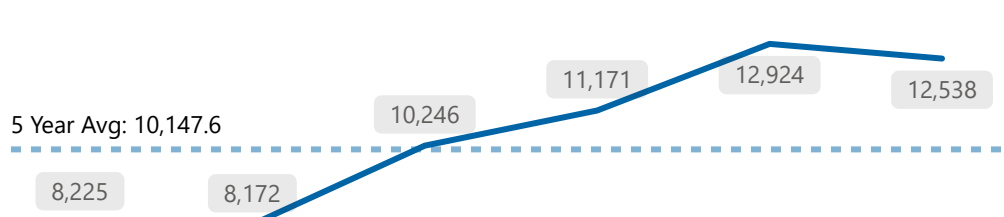


## Collisions



Total  
**12,538**

\*Service-Wide

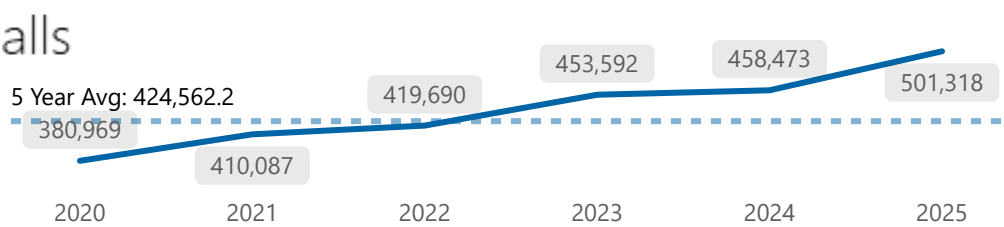


## Emerg/Non-Emerg Calls



Total  
**501,318**

\*Service-Wide



Above 5 Year Average  
 Below 5 Year Average  
 Equivalent with 5 Year Average



The following figures refer to Service-Wide, April 2026 data. Totals for This Year refer to 2026 YTD.



## Crime Indicators

Total This Year **3,274**  
Total This Month **871**

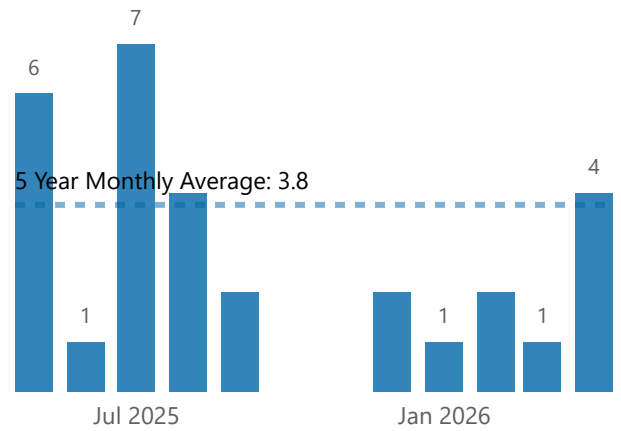
Crime Indicator	Total This Year	Total This Month
Assault	1,512	398
Theft From Auto	562	161
Auto Theft	436	121
Break and Enter	332	87
Sexual Violation	214	40
Theft Over	90	33
Robbery	128	31



## Shootings

Total This Year **8**  
Total This Month **4**

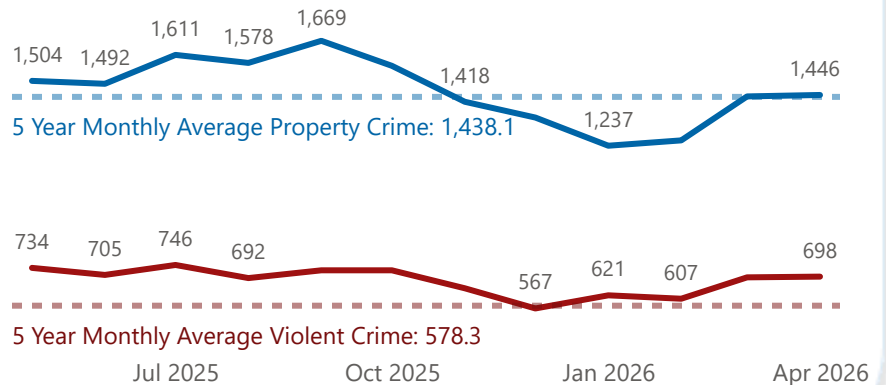
### 12 Month Shooting Trend



## Violent Crime & Property Crime

### 12 Month Crime Trend

● Total Property Crime ● Total Violent Crime



Total Property Crime This Year	<b>5,382</b>
Total Property Crime This Month	<b>1,446</b>
Total Violent Crime This Year	<b>2,621</b>
Total Violent Crime This Month	<b>698</b>

Above 5 Year Average  
 Below 5 Year Average  
 Equivalent with 5 Year Average



The following figures refer to Service-Wide, April 2026 data.



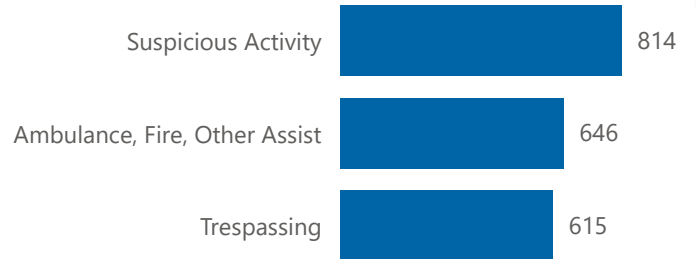
## Calls for Service

\*Citizen Generated

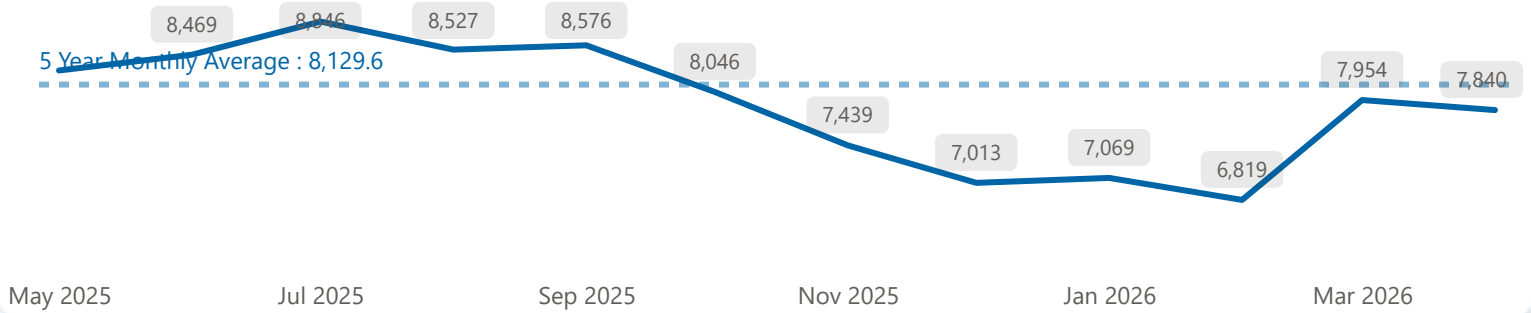
Total This Year **29,682**

Total This Month **7,840**

## Top 3 Monthly Event Types



## 12 Month CFS Trend




## Collisions

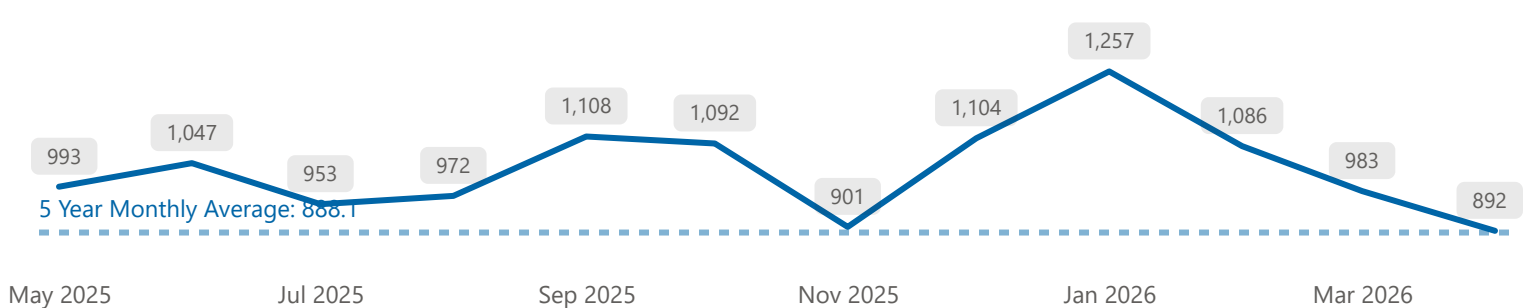
Total This Year **4,218**

Total This Month **892**

## Monthly Collision Types



## 12 Month Collisions Trend



Above 5 Year Average  
 Below 5 Year Average  
 Equivalent with 5 Year Average