



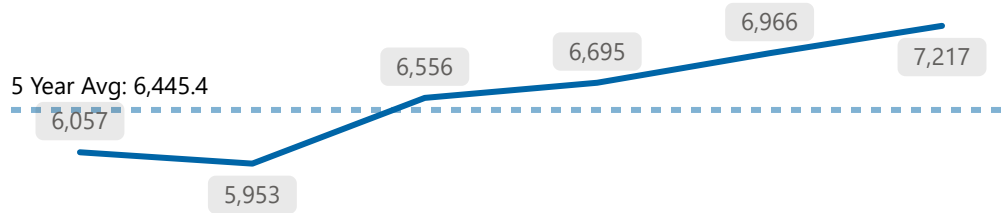
5 Year Trends

The following figures refer to data from 2019 - 2024. The total values refer to the total for 2024. The 5 Year average is calculated based on data from 2019 - 2023 (not including 2024).

Violent Crime



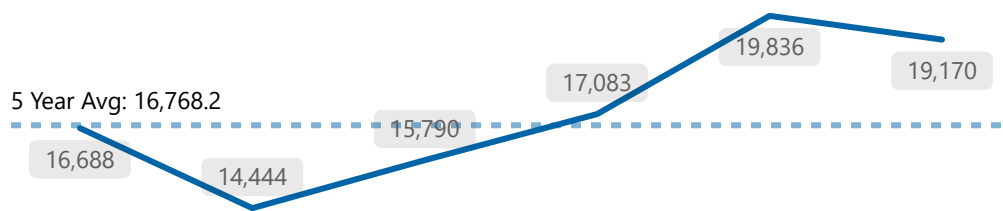
Total
7,217
*Service-Wide



Property Crime



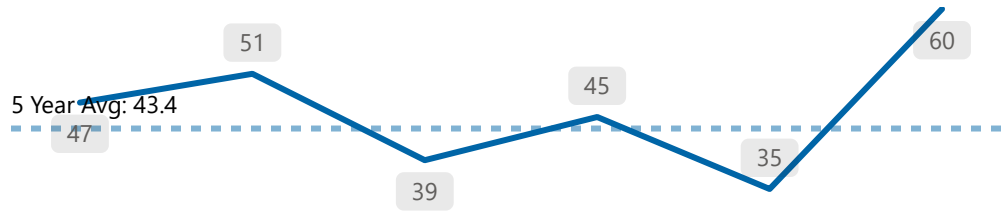
Total
19,170
*Service-Wide



Shootings



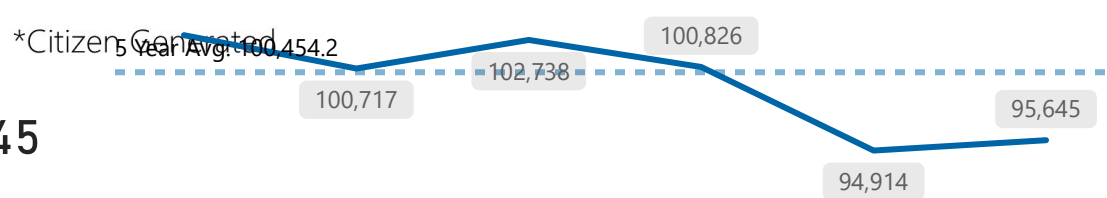
Total
60
*Service-Wide



Calls for Service



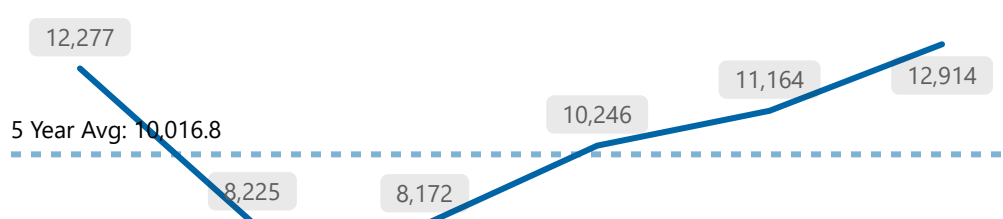
Total
95,645
*Service-Wide



Collisions



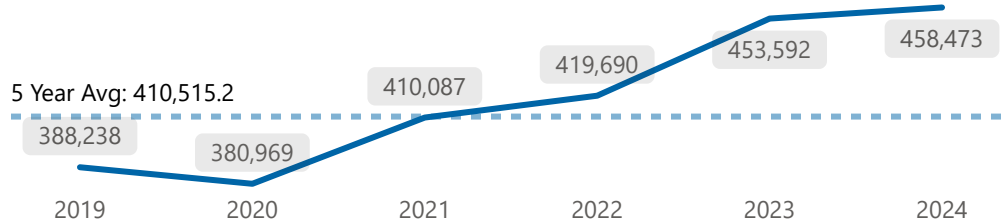
Total
12,914
*Service-Wide



911 Calls



Total
458,473
*Service-Wide





Monthly Crime Trends

Service-Wide - May 2025

The following figures refer to Service-Wide, May 2025 data. Totals for This Year refer to 2025 YTD.

Crime Indicators

Total This Year **4,397**
Total This Month **1,018**

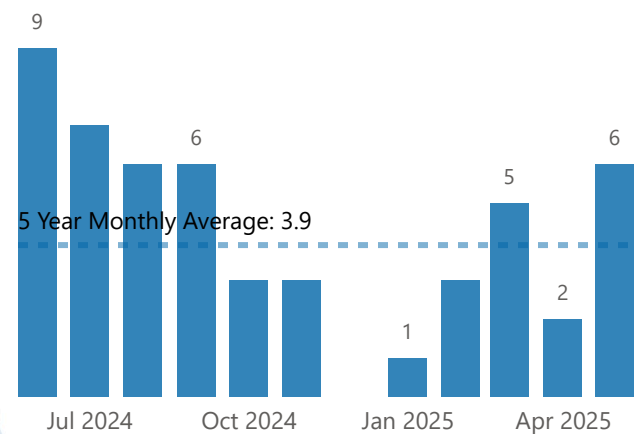
Crime Indicator	Total This Year	Total This Month
Assault	1,862	449
Theft From Auto	750	189
Auto Theft	724	130
Break and Enter	494	109
Sexual Violation	350	92
Robbery	154	25
Theft Over	63	24



Shootings

Total This Year **17**
Total This Month **6**

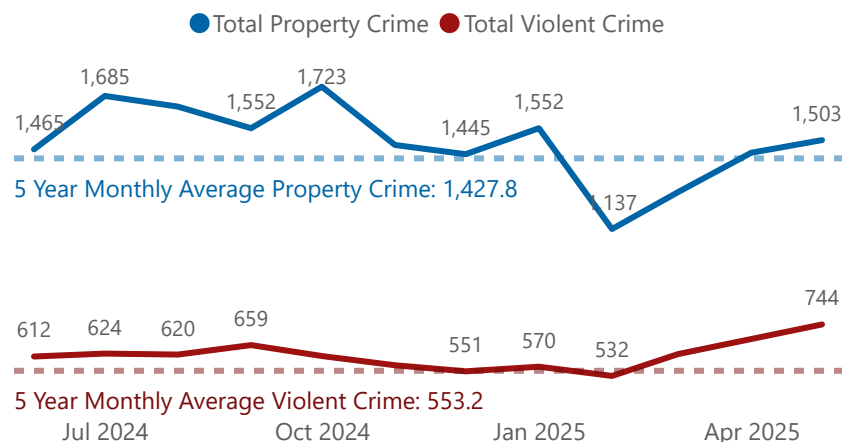
12 Month Shooting Trend



Violent Crime & Property Crime

Total Property Crime This Year	6,932
Total Property Crime This Month	1,503
Total Violent Crime This Year	3,152
Total Violent Crime This Month	744

12 Month Crime Trend





The following figures refer to Service-Wide, May 2025 data.



Calls for Service

*Citizen Generated

Total This Year **36,400**

Total This Month **8,284**

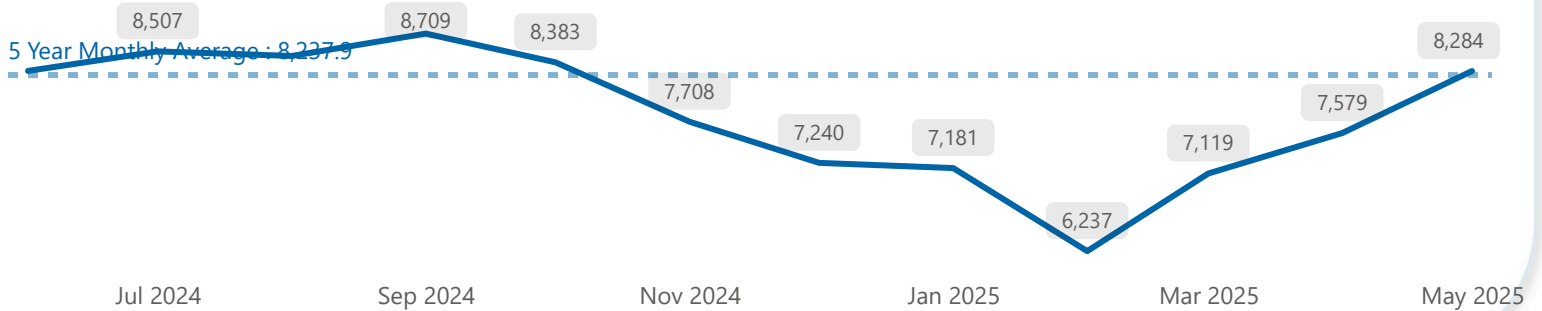
Top 3 Monthly Event Types

Suspicious Activity **937**

Trespassing **626**

Ambulance, Fire, Other Assist **531**

12 Month CFS Trend



Collisions

Total This Year **5,280**

Total This Month **941**

Monthly Collision Types

Non-Injury **864**

Injury **76**

Fatal **1**

12 Month Collisions Trend

