



5 Year Trends

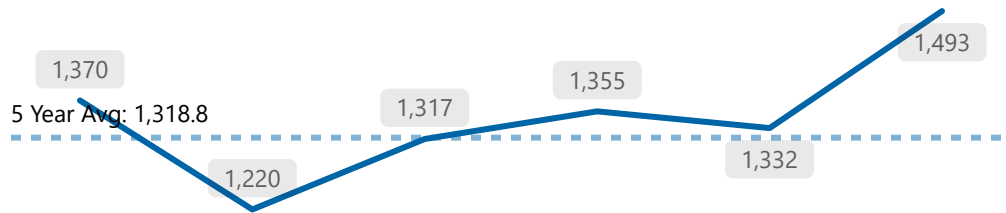
The following figures refer to data from 2019 - 2024. The total values refer to the total for 2024. The 5 Year average is calculated based on data from 2019 - 2023 (not including 2024).

Violent Crime



Total
1,493

*Ward 2

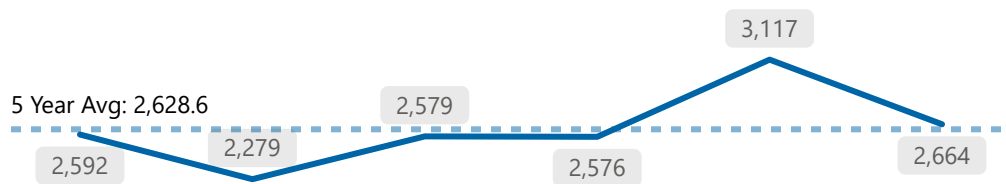


Property Crime



Total
2,664

*Ward 2

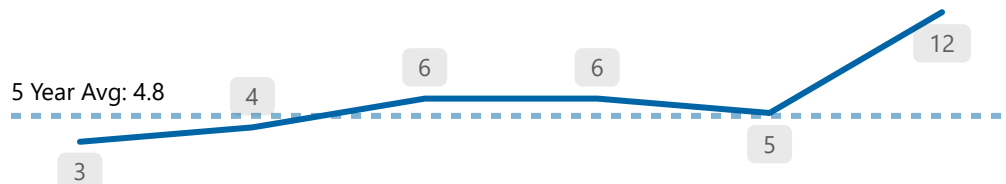


Shootings



Total
12

*Ward 2

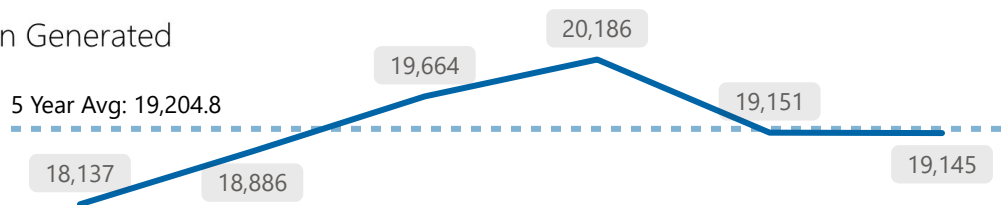


Calls for Service *Citizen Generated



Total
19,145

*Ward 2

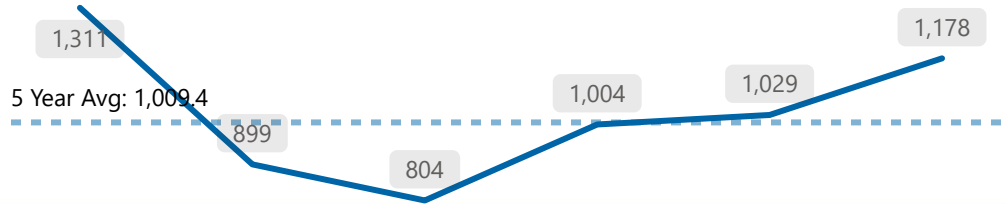


Collisions



Total
1,178

*Ward 2

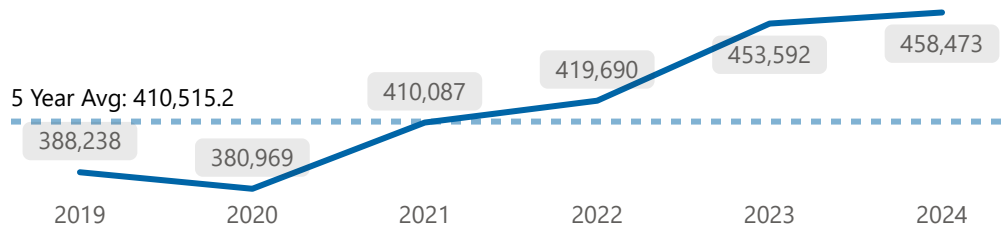


911 Calls



Total
458,473

*Service-Wide





Monthly Crime Trends

Ward 2 - April 2025

The following figures refer to Ward 2, April 2025 data. Totals for This Year refer to 2025 YTD.



Crime Indicators

Total This Year **601**
Total This Month **165**

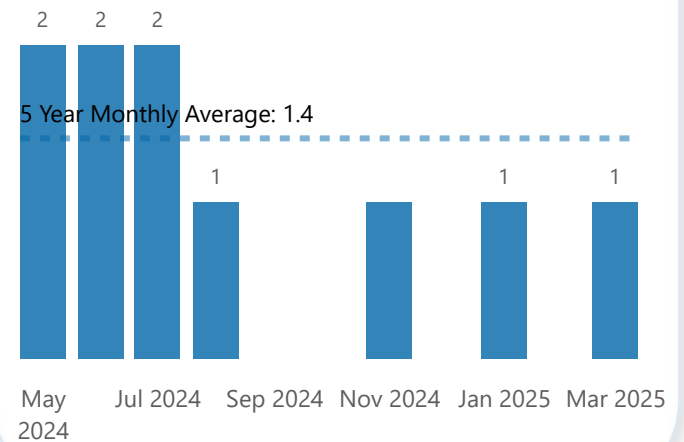
Crime Indicator	Total This Year	Total This Month
Assault	314	85
Theft From Auto	120	41
Break and Enter	62	11
Auto Theft	46	10
Sexual Violation	40	10
Robbery	17	8
Theft Over	2	



Shootings

Total This Year **2**
Total This Month

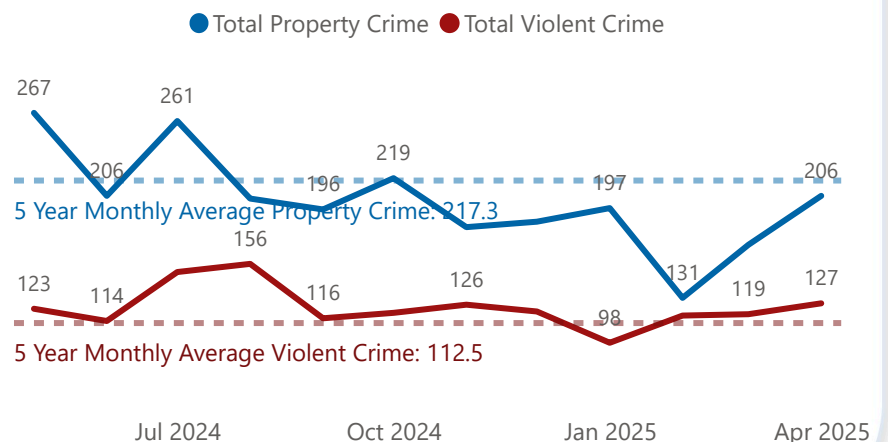
12 Month Shooting Trend



Violent Crime & Property Crime

Total Property Crime This Year	704
Total Property Crime This Month	206
Total Violent Crime This Year	462
Total Violent Crime This Month	127

12 Month Crime Trend





The following figures refer to Ward 2, April 2025 data.



Calls for Service

*Citizen Generated

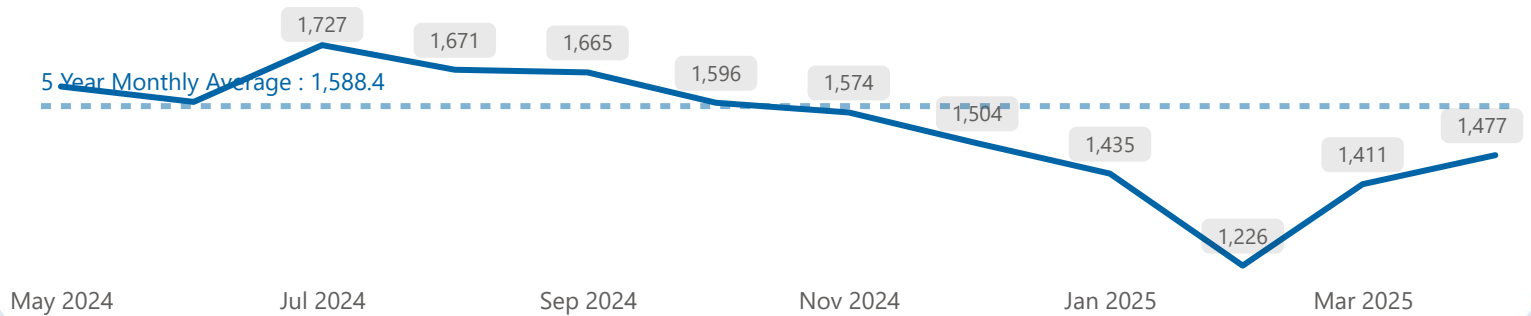
Total This Year **5,549**

Total This Month **1,477**

Top 3 Monthly Event Types

Trespassing	337
Ambulance, Fire, Other Assist	158
Suspicious Activity	126

12 Month CFS Trend



Collisions

Total This Year **386**

Total This Month **61**

Monthly Collision Types

Non-Injury	56
Injury	5

12 Month Collisions Trend

