



5 Year Trends

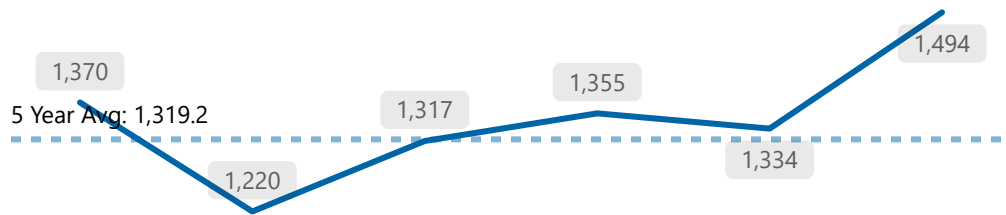
The following figures refer to data from 2019 - 2024. The total values refer to the total for 2024. The 5 Year average is calculated based on data from 2019 - 2023 (not including 2024).

Violent Crime



Total
1,494

*Ward 2

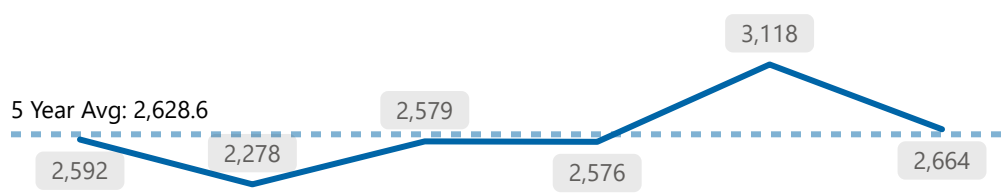


Property Crime



Total
2,664

*Ward 2

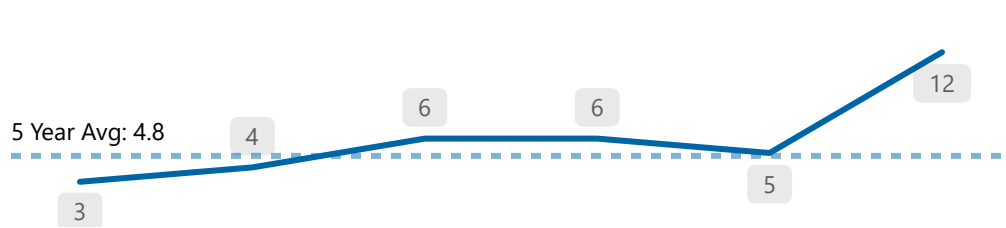


Shootings



Total
12

*Ward 2

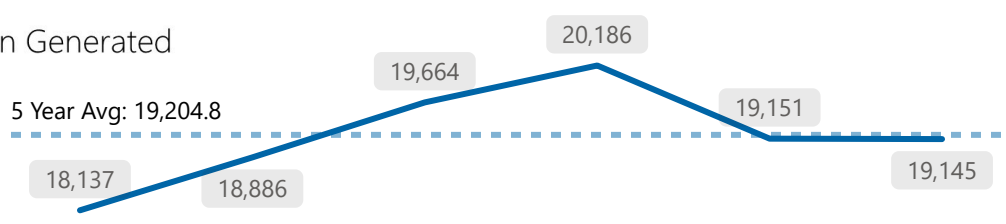


Calls for Service *Citizen Generated



Total
19,145

*Ward 2

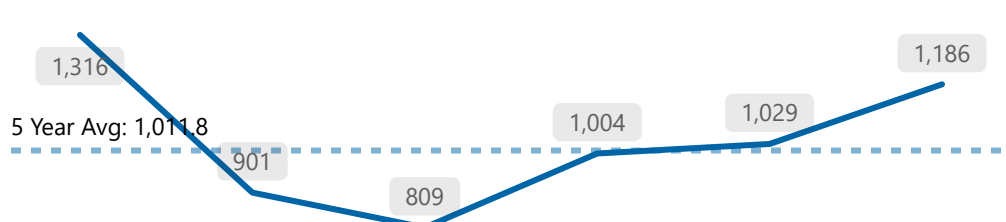


Collisions



Total
1,186

*Ward 2

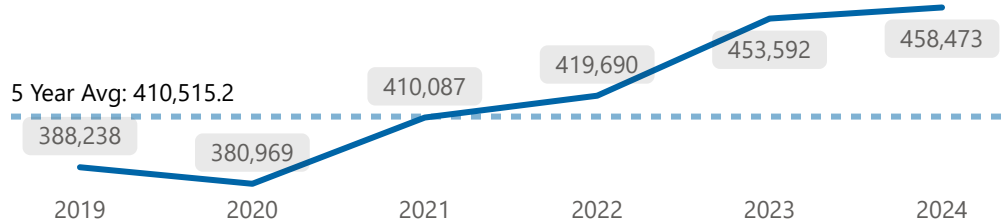


911 Calls



Total
458,473

*Service-Wide





The following figures refer to Ward 2, May 2025 data. Totals for This Year refer to 2025 YTD.



Crime Indicators

Total This Year **793**
Total This Month **193**

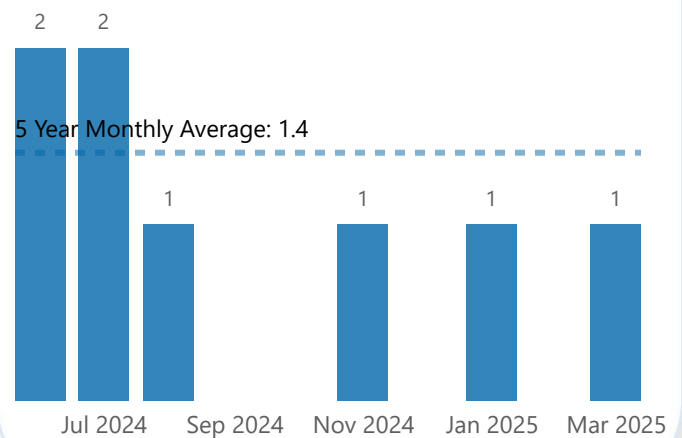
Crime Indicator	Total This Year	Total This Month
Assault	415	100
Theft From Auto	164	43
Sexual Violation	56	19
Break and Enter	77	15
Auto Theft	56	10
Robbery	22	5
Theft Over	3	1



Shootings

Total This Year
Total This Month

12 Month Shooting Trend

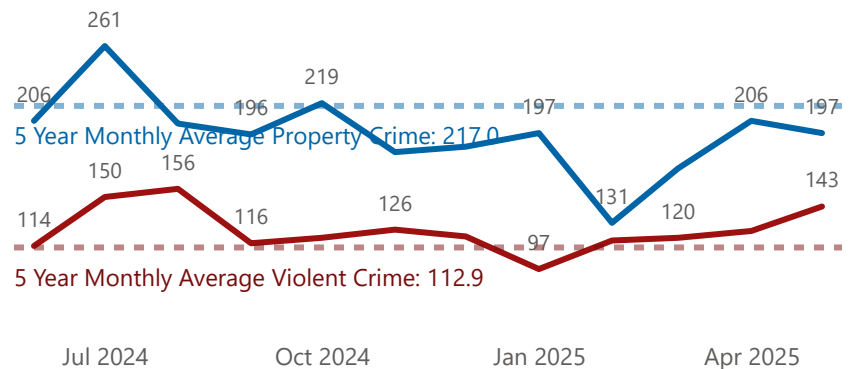


Violent Crime & Property Crime

12 Month Crime Trend

● Total Property Crime ● Total Violent Crime

Total Property Crime This Year	902
Total Property Crime This Month	197
Total Violent Crime This Year	603
Total Violent Crime This Month	143





The following figures refer to Ward 2, May 2025 data.



Calls for Service

*Citizen Generated

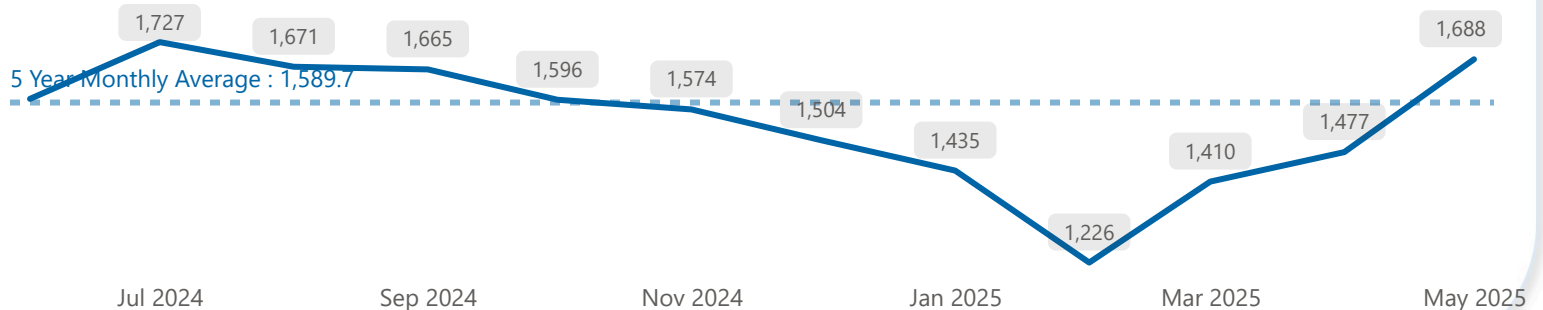
Total This Year **7,236**

Total This Month **1,688**

Top 3 Monthly Event Types

Trespassing	352
Suspicious Activity	206
Ambulance, Fire, Other Assist	166

12 Month CFS Trend



Collisions

Total This Year **475**

Total This Month **84**

Monthly Collision Types

Non-Injury	81
Injury	2
Fatal	1

12 Month Collisions Trend

