



5 Year Trends

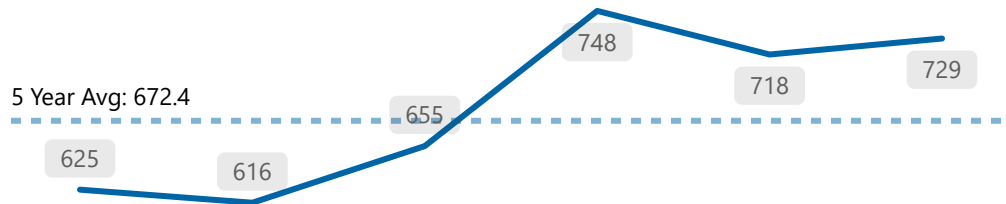
The following figures refer to data from 2019 - 2024. The total values refer to the total for 2024. The 5 Year average is calculated based on data from 2019 - 2023 (not including 2024).

Violent Crime



Total
729

*Ward 4

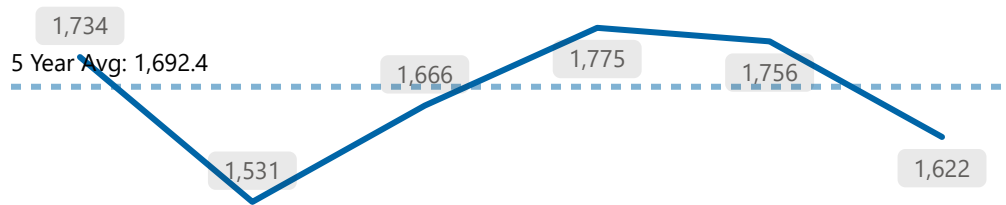


Property Crime



Total
1,622

*Ward 4

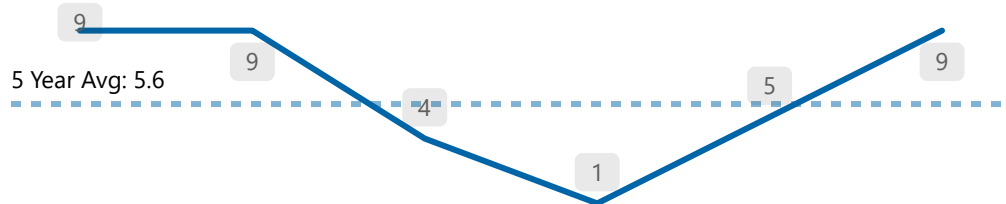


Shootings



Total
9

*Ward 4



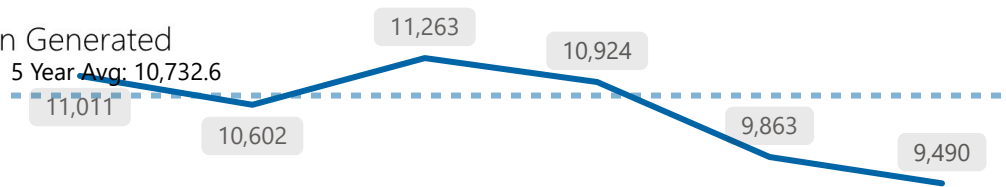
Calls for Service



Total
9,490

*Ward 4

*Citizen Generated

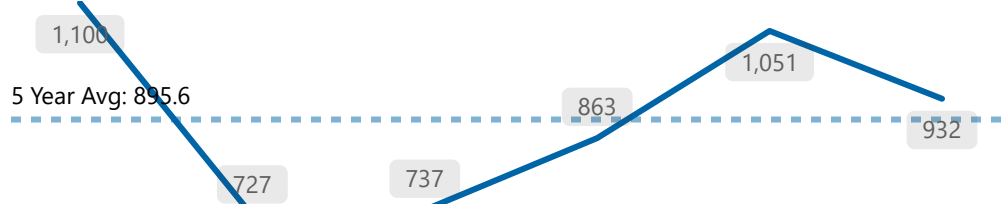


Collisions



Total
932

*Ward 4

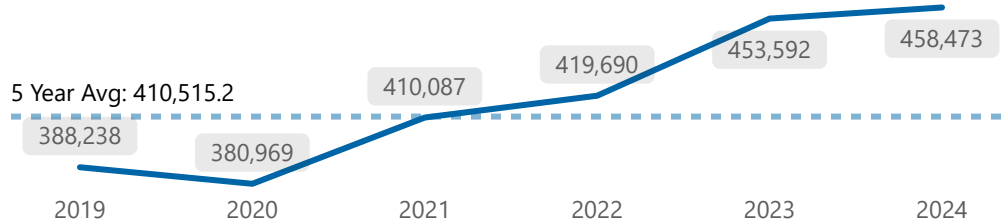


911 Calls



Total
458,473

*Service-Wide





Monthly Crime Trends

Ward 4 - April 2025

The following figures refer to Ward 4, April 2025 data. Totals for This Year refer to 2025 YTD.

Crime Indicators

Total This Year **276**
Total This Month **81**

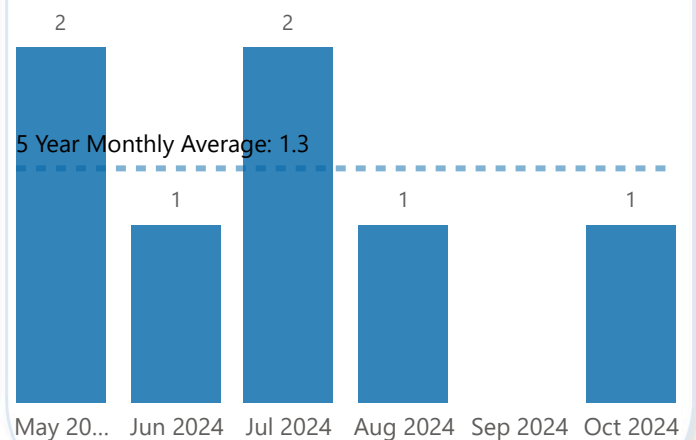
Crime Indicator	Total This Year	Total This Month
Assault	141	40
Theft From Auto	38	14
Sexual Violation	29	11
Break and Enter	23	8
Auto Theft	29	7
Robbery	15	1
Theft Over	1	



Shootings

Total This Year
Total This Month **81**

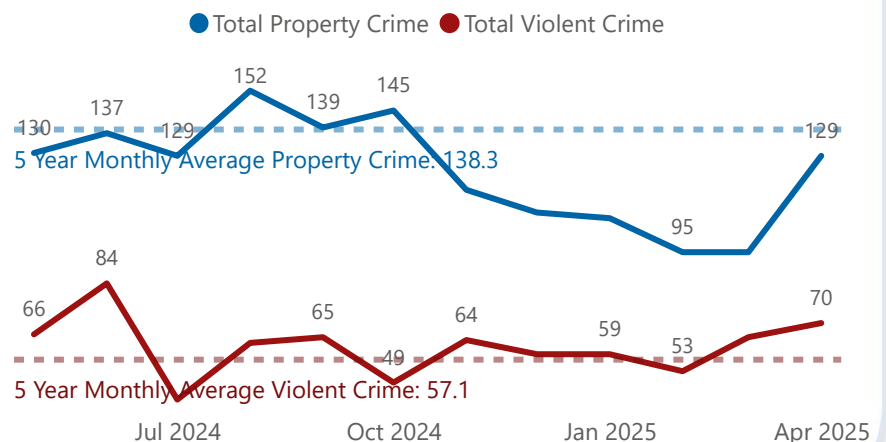
12 Month Shooting Trend



Violent Crime & Property Crime

Total Property Crime This Year	426
Total Property Crime This Month	129
Total Violent Crime This Year	247
Total Violent Crime This Month	70

12 Month Crime Trend





The following figures refer to Ward 4, April 2025 data.



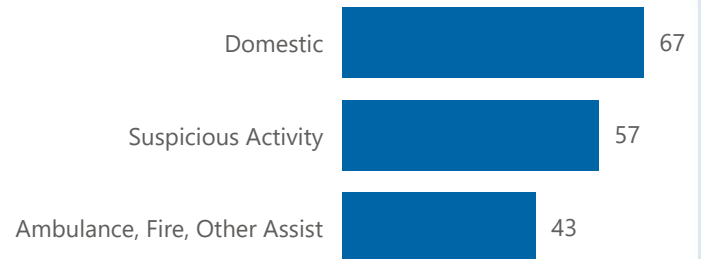
Calls for Service

*Citizen Generated

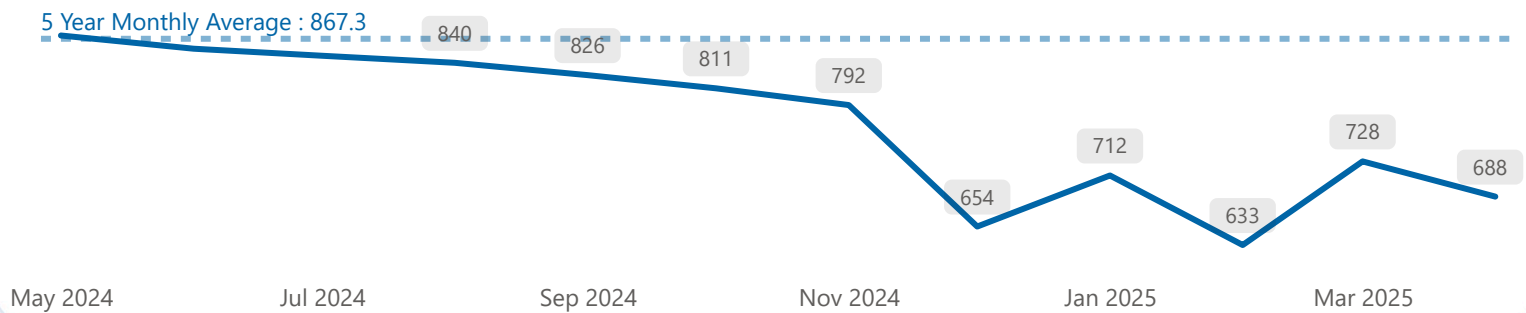
Total This Year **2,761**

Total This Month **688**

Top 3 Monthly Event Types



12 Month CFS Trend




Collisions

Total This Year **307**

Total This Month **54**

Monthly Collision Types



12 Month Collisions Trend

